


OIL DISTRIBUTION



OIL DISTRIBUTION



	<p>AIR-OPERATED PUMPS FOR OIL AND SIMILAR</p>	<p>pg. 039</p>
	<p>AIR-OPERATED INDUSTRIAL PUMPS FOR OIL AND SIMILAR</p>	<p>pg. 048</p>
	<p>OIL SETS</p>	<p>pg. 061</p>
	<p>TANKS OF DUMP</p>	<p>pg. 072</p>
	<p>FIXED INSTALLATIONS AND STRUCTURE</p>	<p>pg. 074</p>
	<p>NOZZLES FOR OIL AND SIMILAR</p>	<p>pg. 080</p>
	<p>ACCESSORIES FOR OIL PUMPS</p>	<p>pg. 089</p>
	<p>ELECTRONIC MANAGEMENT SYSTEMS</p>	<p>pg. 093</p>
	<p>PNEUMATIC AND MANUAL OIL DISPENSERS</p>	<p>pg. 097</p>
	<p>DISPENSER BAR AND ACCESSORIES</p>	<p>pg. 102</p>
	<p>AIR-OPERATED DIAPHRAGM PUMPS</p>	<p>pg. 107</p>
	<p>AIR-OPERATED STAINLESS STEEL PUMPS</p>	<p>pg. 108</p>
	<p>TROLLEYS FOR DRUMS TRANSPORT</p>	<p>pg. 112</p>

The air-operated oil pumps, fully designed and manufactured by MECLUBE, shows remarkable operating features. It is fully machined with electronic machine tools, the assembly is made with great care and the parts are carefully tested in order to assure the best guarantee of reliability and a long life. The type of used materials and manufacturing quality make these pumps suitable to work in the worst environment conditions.

- **Brand new motion reverse device completely air operated, without cams**
- **Reduced number of worn parts**
- **Big amount of delivered oil with low air requirement**
- **High operating pressure**
- **Aluminum alloy body pump with electrolytic treatment that ensures very high corrosion strength**
- **High stressed elements in Fe 420 steel**





AIR-OPERATED PUMPS FOR OIL AND SIMILAR Mod.501

COMPRESSION RATIO = 1:1
DELIVERY CAPACITY = 35 l/min



Art. 020-0978-000

Air-operated oil pump Mod.501
 ratio=1:1 Delivery capacity 35 l/min
 For wall-fixing or fixed positions.
 With different accessories it allows
 alternative possibilities of application.
 Viton seals

Art. 020-0980-000

Air-operated oil pump Mod.501
 ratio=1:1 Delivery capacity 35 l/min
 For standard drums of 50-60 l
 (shank length 740 mm)
 Viton seals

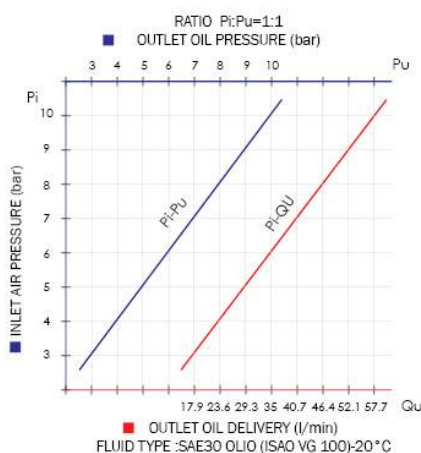
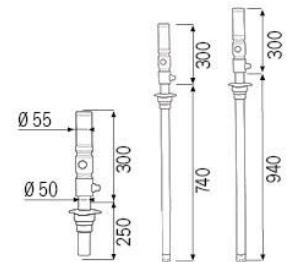
Art. 020-0985-000

Air-operated oil pump Mod.501
 ratio=1:1 Delivery capacity 35 l/min
 For standard barrels of 180-220 l
 (shank length 940 mm)
 Viton seals

With threaded ring for drum connection.



020-0978-000	3,600	0,007	1
020-0980-000	5,850	0,013	1
020-0985-000	6,800	0,016	1



TECHNICAL DATA	020-0978-000	020-0980-000	020-0985-000
Compression ratio	1:1	1:1	1:1
Working pressure	bar	6-8	6-8
Air consumption	l/min	200	200
Air inlet connection	BSP	F 1/4" G	F 1/4" G
Oil outlet connection	BSP	M 3/4" G	M 3/4" G
Oil delivery capacity 6 bar	l/min	35	35
Noise	dB	80	80
Shank diameter	mm	50	50
Shank length	mm	250	740
For drums with capacity of	l	-	50-60
			180-220

These pumps are advised for the transfer of low viscosity oil (SAE 15/80), similar and antifreeze, for short distances (5 - 10 m). The delivery capacity of a pump varies according to particular applications and combinations: the pressure of air supplied; viscosity and temperature of the fluid; dimensions of delivery hose; dimensions of connections and type of gun which is used. The operating pressure may vary between a minimum of 3 bar and a maximum of 8 bar. To optimize the performance and the time-life of the air-operated pumps advise to use filtered and lubricated air.

AIR-OPERATED PUMPS FOR OIL AND SIMILAR Mod.503

COMPRESSION RATIO = 3:1

DELIVERY CAPACITY = 25 l/min



Art. 020-0988-000

Air-operated oil pump Mod.503

ratio=3:1 Delivery capacity 25 l/min

For wall-fixing or fixed positions.

With different accessories it allows alternative possibilities of application.

Viton seals

Art. 020-0990-000

Air-operated oil pump Mod.503

ratio=3:1 Delivery capacity 25 l/min

For standard drums of 50-60 l

(shank length 740 mm)

Viton seals

Art. 020-0995-000

Air-operated oil pump Mod.503

ratio=3:1 Delivery capacity 25 l/min

For standard barrels of 180-220 l

(shank length 940 mm)

Viton seals

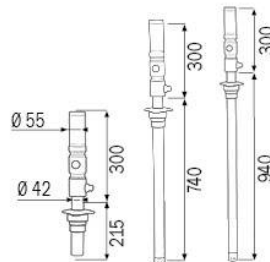
With threaded ring for drum connection.



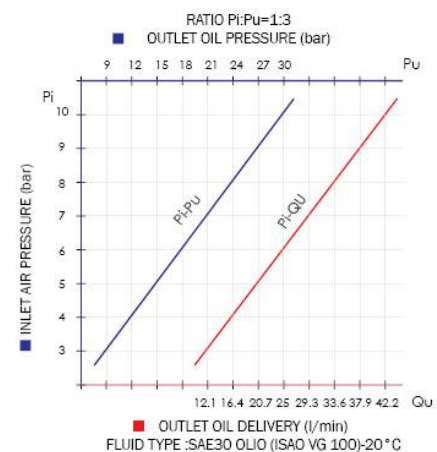
OIL DISTRIBUTION



Art. No.	Weight (Kg)	Volume (m³)	Quantity (Nr)
020-0988-000	3,770	0,007	1
020-0990-000	4,940	0,013	1
020-0995-000	5,350	0,016	1



TECHNICAL DATA		020-0988-000	020-0990-000	020-0995-000
Compression ratio		3:1	3:1	3:1
Working pressure	bar	6-8	6-8	6-8
Air consumption	l/min	200	200	200
Air inlet connection	BSP	F 1/4" G	F 1/4" G	F 1/4" G
Oil outlet connection	BSP	M 1/2" G	M 1/2" G	M 1/2" G
Oil delivery capacity 6 bar	l/min	25	25	25
Noise	dB	80	80	80
Shank diameter	mm	42	42	42
Shank length	mm	215	740	940
For drums with capacity of	l	-	50-60	180-220




These pumps are advised for the transfer of low - medium viscosity oil (SAE 15/130), similar and antifreeze, for short-medium distances (40 - 50 m). The delivery capacity of a pump varies according to particular applications and combinations: the pressure of air supplied; viscosity and temperature of the fluid; dimensions of delivery hose; dimensions of connections and type of gun which is used. The operating pressure may vary between a minimum of 3 bar and a maximum of 8 bar. To optimize the performance and the time-life of the air-operated pumps advise to use filtered and lubricated air.



AIR-OPERATED PUMPS FOR OIL AND SIMILAR Mod.601

COMPRESSION RATIO = 1:1

DELIVERY CAPACITY = 40 l/min



Art. 020-1168-000

Air-operated oil pump Mod.601
ratio=1:1 Delivery capacity 40 l/min

For wall-fixing or fixed positions.

With different accessories it allows alternative possibilities of application.

Polyurethane seals

Art. 020-1170-000

Air-operated oil pump Mod.601
ratio=1:1 Delivery capacity 40 l/min

For standard barrels of 180-220 l

(shank length 940 mm)

Polyurethane seals

Art. 020-1172-000

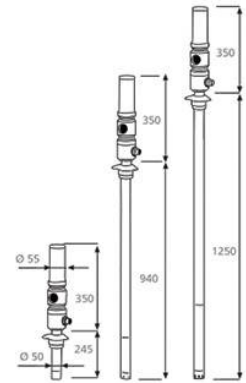
Air-operated oil pump Mod.601
ratio=1:1 Delivery capacity 40 l/min

For standard tanks of 750-1500 l

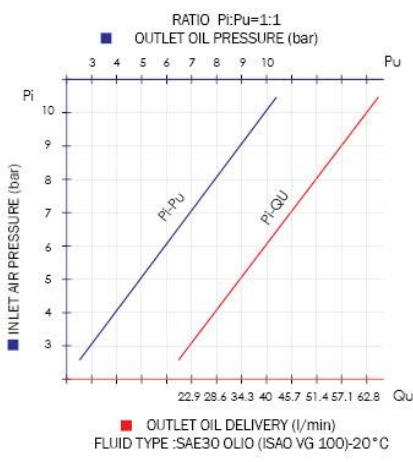
(shank length 1250 mm)

Polyurethane seals

With threaded ring for drum connection.



Art.	Weight (Kg)	Volume (m³)	Units
020-1168-000	5,000	0,007	1
020-1170-000	7,270	0,016	1
020-1172-000	8,220	0,019	1



TECHNICAL DATA	020-1168-000	020-1170-000	020-1172-000
Compression ratio	1:1	1:1	1:1
Working pressure	bar	6-8	6-8
Air consumption	l/min	220	220
Air inlet connection	BSP	F 1/4" G	F 1/4" G
Oil outlet connection	BSP	M 3/4" G	M 3/4" G
Oil delivery capacity 6 bar	l/min	40	40
Noise	dB	80	80
Shank diameter	mm	50	50
Shank length	mm	245	940
For drums with capacity of	l	-	180-220
			750-1500

These pumps are advised for the transfer of low viscosity oil (SAE 15/80), hydraulic oil, similar and antifreeze, for short distances (5 - 10 m). The delivery capacity of a pump varies according to particular applications and combinations: the pressure of air supplied; viscosity and temperature of the fluid; dimensions of delivery hose; dimensions of connections and type of gun which is used. The operating pressure may vary between a minimum of 3 bar and a maximum of 8 bar. To optimize the performance and the time-life of the air-operated pumps advise to use filtered and lubricated air.

AIR-OPERATED OIL PUMPS Mod.603

COMPRESSION RATIO = 3:1

DELIVERY CAPACITY = 30 l/min



Art. 020-1188-000

Double-acting air-operated oil pump Mod.603

ratio=3:1 Delivery capacity 30 l/min

For wall-fixing or fixed positions.

With different accessories it allows alternative possibilities of application.

Polyurethane seals

Art. 020-1190-000

Double-acting air-operated oil pump Mod.603

ratio=3:1 Delivery capacity 30 l/min

For standard drums of 50-60 l

(shank length 740 mm)

Polyurethane seals

Art. 020-1195-000

Double-acting air-operated oil pump Mod.603

ratio=3:1 Delivery capacity 30 l/min

For standard barrels of 180-220 l

(shank length 940 mm)

Polyurethane seals

Art. 020-1196-000

Double-acting air-operated oil pump Mod.603

ratio=3:1 Delivery capacity 30 l/min

For standard tanks of 750-1500 l

(shank length 1250 mm)

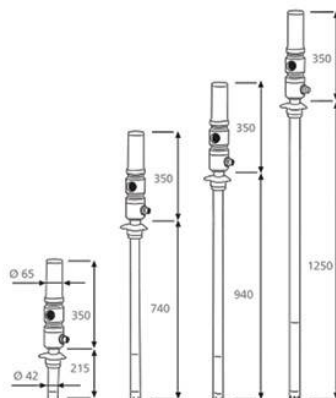
Polyurethane seals

With threaded ring for drum connection.

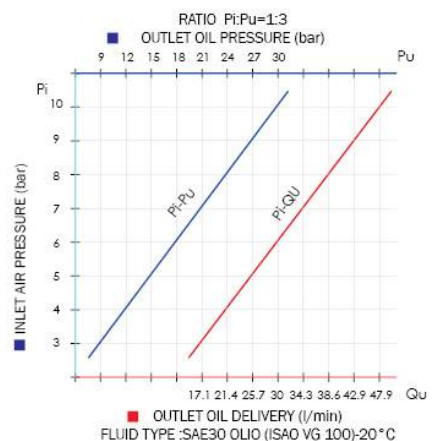


OIL DISTRIBUTION

020-1188-000		5,570	0,007	1
020-1190-000		6,740	0,013	1
020-1195-000		7,380	0,016	1
020-1196-000		8,460	0,019	1



TECHNICAL DATA		020-1188-000	020-1190-000	020-1195-000	020-1196-000
Compression ratio		3:1	3:1	3:1	3:1
Working pressure	bar	6-8	6-8	6-8	6-8
Air consumption	l/min	220	220	220	220
Air inlet connection	BSP	F 1/4" G	F 1/4" G	F 1/4" G	F 1/4" G
Oil outlet connection	BSP	M 1/2" G	M 1/2" G	M 1/2" G	M 1/2" G
Oil delivery capacity 6 bar	l/min	30	30	30	30
Noise	dB	80	80	80	80
Shank diameter	mm	42	42	42	42
Shank length	mm	215	740	940	1250
For drums with capacity of	l	-	50-60	180-220	750-1500



These pumps are advised for the transfer of low - medium viscosity oil (SAE 15/130), and anti-freeze, for short-medium distances (40 - 50 m). The delivery capacity of a pump varies according to particular applications and combinations: the pressure of air supplied; viscosity and temperature of the fluid; dimensions of delivery hose; dimensions of connections and type of gun which is used. The operating pressure may vary between a minimum of 3 bar and a maximum of 8 bar. The double-acting guarantee the delivery of a continuous and constant flow, suitable for installations on distribution facilities. To optimize the performance and the time-life of the air-operated pumps advise to use filtered and lubricated air.



AIR-OPERATED OIL PUMPS Mod.605

COMPRESSION RATIO = 5:1
DELIVERY CAPACITY = 28 l/min



Art. 020-1198-000

Double-acting air-operated oil pump Mod.605
 ratio=5:1 Delivery capacity 28 l/min
 For wall-fixing or fixed positions.

With different accessories it allows alternative possibilities of application.
 Polyurethane seals

Art. 020-1200-000

Double-acting air-operated oil pump Mod.605
 ratio=5:1 Delivery capacity 28 l/min
 For standard drums of 50-60 l
 (shank length 740 mm)

Polyurethane seals

Art. 020-1205-000

Double-acting air-operated oil pump Mod.605
 ratio=5:1 Delivery capacity 28 l/min
 For standard barrels of 180-220 l
 (shank length 940 mm)

Polyurethane seals

Art. 020-1206-000

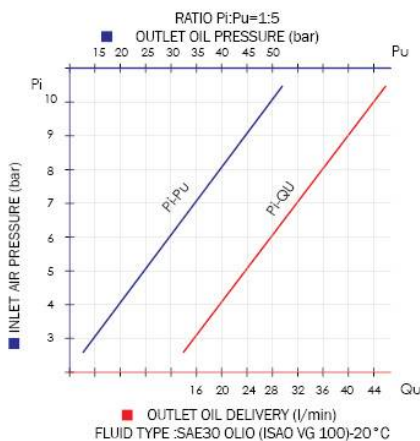
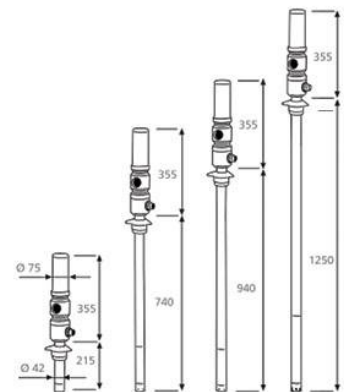
Double-acting air-operated oil pump Mod.605
 ratio=5:1 Delivery capacity 28 l/min
 For standard tanks of 750-1500 l
 (shank length 1250 mm)

Polyurethane seals

With threaded ring for drum connection.



Art. No.	Weight (Kg)	Volume (m³)	Quantity (N°)
020-1198-000	5,860	0,007	1
020-1200-000	7,100	0,013	1
020-1205-000	7,710	0,016	1
020-1206-000	9,000	0,019	1



TECHNICAL DATA	020-1198-000	020-1200-000	020-1205-000	020-1206-000	
Compression ratio	5:1	5:1	5:1	5:1	
Working pressure	bar	6-8	6-8	6-8	
Air consumption	l/min	250	250	250	
Air inlet connection	BSP	F 1/4" G	F 1/4" G	F 1/4" G	
Oil outlet connection	BSP	M 1/2" G	M 1/2" G	M 1/2" G	
Oil delivery capacity 6 bar	l/min	28	28	28	
Noise	dB	80	80	80	
Shank diameter	mm	42	42	42	
Shank length	mm	215	740	940	1250
For drums with capacity of	l	-	50-60	180-220	750-1500

These pumps are advised for the transfer of medium-high viscosity oil (SAE 15/240), and anti-freeze, for medium-long distances (150 - 240 m). The delivery capacity of a pump varies according to particular applications and combinations: the pressure of air supplied; viscosity and temperature of the fluid; dimensions of delivery hose; dimensions of connections and type of gun which is used. The operating pressure may vary between a minimum of 3 bar and a maximum of 8 bar. The double-acting guarantee the delivery of a continuous and constant flow, suitable for installations on distribution facilities. To optimize the performance and the time-life of the air-operated pumps advise to use filtered and lubricated air.

AIR-OPERATED OIL PUMPS Mod.608

COMPRESSION RATIO = 8:1

DELIVERY CAPACITY = 20 l/min



Art. 020-1207-000

Double-acting air-operated oil pump Mod.608

ratio=8:1 Delivery capacity 20 l/min

For wall-fixing or fixed positions.

With different accessories it allows alternative possibilities of application.

Polyurethane seals

Art. 020-1208-000

Double-acting air-operated oil pump Mod.608

ratio=8:1 Delivery capacity 20 l/min

For standard drums of 50-60 l

(shank length 740 mm)

Polyurethane seals

Art. 020-1210-000

Double-acting air-operated oil pump Mod.608

ratio=8:1 Delivery capacity 20 l/min

For standard barrels of 180-220 l

(shank length 940 mm)

Polyurethane seals

Art. 020-1211-000

Double-acting air-operated oil pump Mod.608

ratio=8:1 Delivery capacity 20 l/min

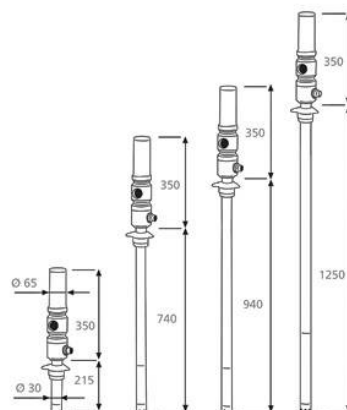
For standard tanks of 750-1500 l

(shank length 1250 mm)

Polyurethane seals

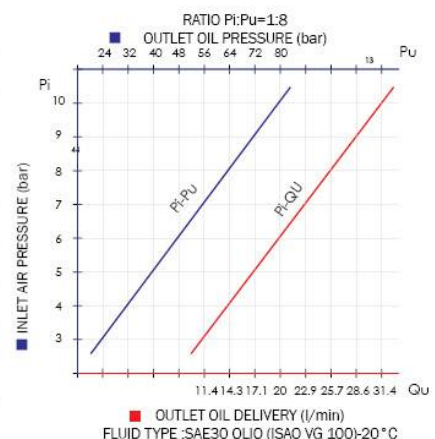
With threaded ring for drum connection.

020-1207-000	4,850	0,007	1	
020-1208-000	6,200	0,013	1	
020-1210-000	6,670	0,016	1	
020-1211-000	7,500	0,019	1	



OIL DISTRIBUTION

TECHNICAL DATA		020-1207-000	020-1208-000	020-1210-000	020-1211-000
Compression ratio		8:1	8:1	8:1	8:1
Working pressure	bar	6-8	6-8	6-8	6-8
Air consumption	l/min	220	220	220	220
Air inlet connection	BSP	F 1/4" G	F 1/4" G	F 1/4" G	F 1/4" G
Oil outlet connection	BSP	M 1/2" G	M 1/2" G	M 1/2" G	M 1/2" G
Oil delivery capacity 6 bar	l/min	20	20	20	20
Noise	dB	80	80	80	80
Shank diameter	mm	30	30	30	30
Shank length	mm	215	740	940	1250
For drums with capacity of	l	-	50-60	180-220	750-1500




These pumps are advised for the transfer of high viscosity oil (SAE 15/280), for medium-long distances (150 – 200 m). The delivery capacity of a pump varies according to particular applications and combinations: the pressure of air supplied; viscosity and temperature of the fluid; dimensions of delivery hose; dimensions of connections and type of gun which is used. The operating pressure may vary between a minimum of 3 bar and a maximum of 8 bar. The double-acting guarantee the delivery of a continuous and constant flow, suitable for installations on distribution facilities. To optimize the performance and the time-life of the air-operated pumps advise to use filtered and lubricated air.



AIR-OPERATED OIL PUMPS HIGH DELIVERY Mod.803

COMPRESSION RATIO = 3:1

DELIVERY CAPACITY = 40 l/min



Art. 020-1176-0000

Double-acting air-operated oil pump HIGH-DELIVERY Mod.803

ratio=3:1 Delivery capacity 40 l/min

For wall-fixing or fixed positions.

With different accessories it allows alternative possibilities of application.

Polyurethane seals

Art. 020-1178-000

Double-acting air-operated oil pump HIGH-DELIVERY Mod.803

ratio=3:1 Delivery capacity 40 l/min

For standard barrels of 180-220 l

(shank length 940 mm)

Polyurethane seals

Art. 020-1179-000

Double-acting air-operated oil pump HIGH-DELIVERY Mod.803

ratio=3:1 Delivery capacity 40 l/min

For standard tanks of 750-1500 l

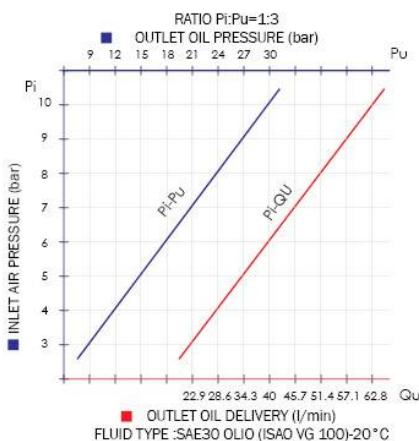
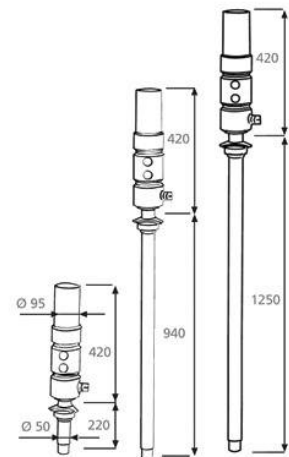
(shank length 1250 mm)

Polyurethane seals

With threaded ring for drum connection.

Suitable for oil distribution facilities in workshop for industrial vehicles in which is request a high delivery with more dispensing points.

020-1176-000	10,100	0,011	1	
020-1178-000	12,100	0,023	1	
020-1179-000	13,150	0,028	1	



TECHNICAL DATA	020-1176-000	020-1178-000	020-1179-000
Compression ratio	3:1	3:1	3:1
Working pressure	bar	6-8	6-8
Air consumption	l/min	340	340
Air inlet connection	BSP	F 3/8" G	F 3/8" G
Oil outlet connection	BSP	M 3/4" G	M 3/4" G
Oil delivery capacity 6 bar	l/min	40	40
Noise	dB	80	80
Shank diameter	mm	50	50
Shank length	mm	220	940
For drums with capacity of	l	-	180-220
			750-1500

These pumps are advised for the transfer of low-medium viscosity oil (SAE 15/130), and anti-freeze, for short-medium distances (40 - 50 m). The delivery capacity of a pump varies according to particular applications and combinations: the pressure of air supplied; viscosity and temperature of the fluid; dimensions of delivery hose; dimensions of connections and type of gun which is used. The operating pressure may vary between a minimum of 3 bar and a maximum of 8 bar. The double-acting guarantee the delivery of a continuous and constant flow, suitable for installations on distribution facilities. To optimize the performance and the time-life of the air-operated pumps advise to use filtered and lubricated air.

AIR-OPERATED OIL PUMPS HIGH DELIVERY Mod.805

COMPRESSION RATIO = 5:1 DELIVERY CAPACITY = 35 l/min



Art. 020-1180-000

Double-acting air-operated oil pump HIGH-DELIVERY Mod.805

ratio=5:1 Delivery capacity 35 l/min

For wall-fixing or fixed positions.

With different accessories it allows alternative possibilities of application.

Polyurethane seals

Art. 020-1182-000

Double-acting air-operated oil pump HIGH-DELIVERY Mod.805

ratio=5:1 Delivery capacity 35 l/min

For standard barrels of 180-220 l

(shank length 940 mm)

Polyurethane seals

Art. 020-1183-000

Double-acting air-operated oil pump HIGH-DELIVERY Mod.805

ratio=5:1 Delivery capacity 35 l/min

For standard tanks of 750-1500 l

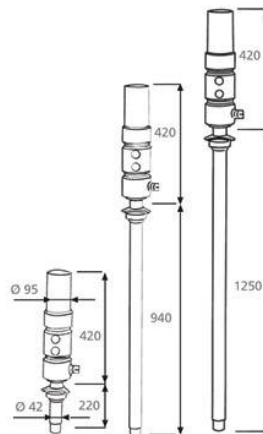
(shank length 1250 mm)

Polyurethane seals

With threaded ring for drum connection.

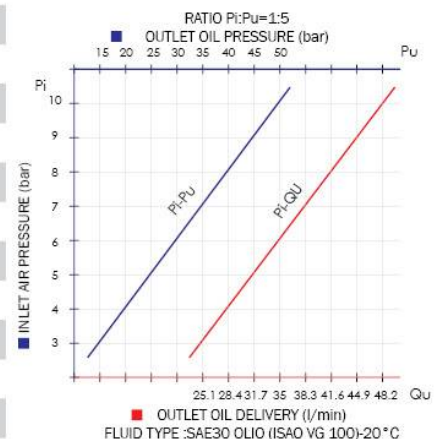
Suitable for oil distribution facilities in workshop for industrial vehicles in which is request a high delivery with more dispensing points.

020-1180-000	10,100	0,011	1
020-1182-000	12,150	0,023	1
020-1183-000	13,200	0,028	1



OIL DISTRIBUTION

TECHNICAL DATA		020-1180-000	020-1182-000	020-1183-000
Compression ratio		5:1	5:1	5:1
Working pressure	bar	6-8	6-8	6-8
Air consumption	l/min	385	385	385
Air inlet connection	BSP	F 3/8" G	F 3/8" G	F 3/8" G
Oil outlet connection	BSP	M 3/4" G	M 3/4" G	M 3/4" G
Oil delivery capacity 6 bar	l/min	35	35	35
Noise	dB	80	80	80
Shank diameter	mm	42	42	42
Shank length	mm	220	940	1250
For drums with capacity of	l	-	180-220	750-1500



These pumps are advised for the transfer of medium-high viscosity oil (SAE 15/240) and anti-freeze, for medium-long distances (150 - 200 m). The delivery capacity of a pump varies according to particular applications and combinations: the pressure of air supplied; viscosity and temperature of the fluid; dimensions of delivery hose; dimensions of connections and type of gun which is used. The operating pressure may vary between a minimum of 3 bar and a maximum of 8 bar. The double-acting guarantee the delivery of a continuous and constant flow, suitable for installations on distribution facilities. To optimize the performance and the time-life of the air-operated pumps advise to use filtered and lubricated air.



The new air-operated industrial pumps, patented, fully designed and manufactured by MECLUBE, shows operating features that grant high efficiency in the delivery and also in the high pressure of application. The manufactured quality, the kind of used material and the treatments of temper and grinding permit to reduce the wear on time and these pumps are suitable to work in the more several environmental conditions.

- **Brand new motion reverse device completely air operated, without cams and springs**
- **Reduced number of worn parts**
- **Big amount of delivered oil with low air requirement**
- **High operating pressure**
- **Alluminium alloy body pump with electrolytic and chromed treatment that ensures very high corrosion strength**
- **High stressed elements in Fe 420 steel**

AIR-OPERATED INDUSTRIAL PUMPS FLANGED

Air-operated engine body and shank group set up a unique body. On the basis of the engine will be apply a bracket with handles that help the movement and the fixing in other applications.

INDUSTRIAL BREAK PUMPS

Air-operated engine body and shank group are separately, in this way the fluid doesn't go in contact directly with the engine body. Suitable for the transfer of oil and industrial and chemical fluids with aggressive characteristics. Grant high performance as delivery (l/min) and also as pressure in the using of application.

AIR-OPERATED INDUSTRIAL PUMPS FOR OIL AND SIMILAR

Mod. 905 FLANGED

COMPRESSION RATIO = 5:1

DELIVERY CAPACITY = 45 l/min



Art. 021-0905-000

Double-acting air-operated industrial oil pump ratio=5:1

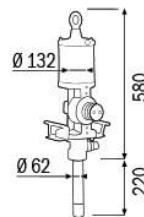
Mod. 905 flanged

For wall-fixing or fixed positions.

Polyurethane seals

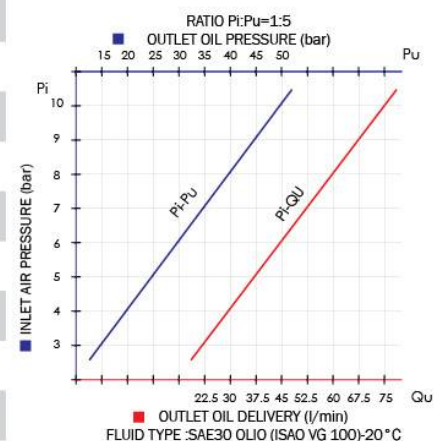


OIL DISTRIBUTION



021-0905-000 15,000 0,040 1

TECHNICAL DATA		021-0905-000
Compression ratio		5:1
Working pressure	bar	6-8
Air consumption at 8 bar	m ³ /min	1,75
Air inlet connection	BSP	F 1/2" G
Fluid outlet connection	BSP	M 3/4" G
Fluid delivery cap. at 6 bar	l/min	45
Noise	dB	80
Shank diameter	mm	62
Shank length	mm	Modular F 1"
For drums	l	-



These pumps are advised for the transfer of low-high viscosity oil and similar for medium-long distances. The delivery capacity of a pump varies according to particular applications and combinations. The operating pressure may vary between a minimum of 3 bar and a maximum of 8 bar.

The double-acting guarantee the delivery of a continuous and constant flow, suitable for installations on distribution facilities. To optimize the performance and the time-life of the air-operated pumps advise to use filtered and lubricated air.



AIR-OPERATED INDUSTRIAL PUMPS FOR OIL AND SIMILAR Mod. 908 FLANGED

COMPRESSION RATIO = 8:1

DELIVERY CAPACITY = 35 l/min



Art. 021-0908-000

Double-acting air-operated industrial oil pump ratio=8:1
Mod. 908 flanged
For wall-fixing or fixed positions.
Polyurethane seals

Art. 021-0908-094

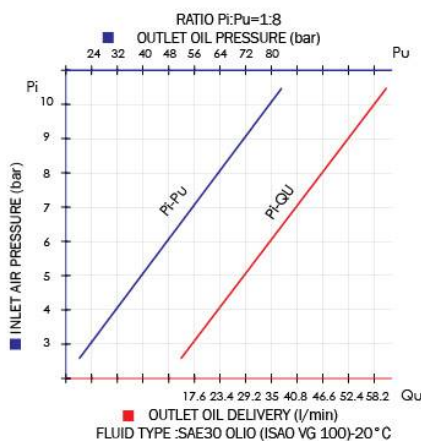
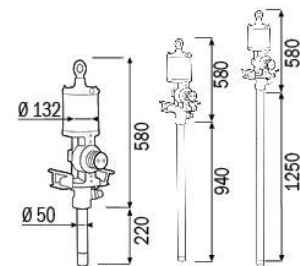
Double-acting air-operated industrial oil pump ratio=8:1
Mod. 908 flanged
For barrels of 180-220 l
Polyurethane seals

Art. 021-0908-125

Double-acting air-operated industrial oil pump ratio=8:1
Mod. 908 flanged
For tanks of 750-1500 l
Polyurethane seals



Art.	Weight (Kg)	Volume (m³)	Np
021-0908-000	14,000	0,040	1
021-0908-094	16,000	0,070	1
021-0908-125	17,000	0,090	1



TECHNICAL DATA	021-0908-000	021-0908-094	021-0908-125
Compression ratio	8:1	8:1	8:1
Working pressure	bar	6-8	6-8
Air consumption at 8 bar	m³/min	1,75	1,75
Air inlet connection	BSP	F 1/2" G	F 1/2" G
Fluid outlet connection	BSP	M 3/4" G	M 3/4" G
Fluid delivery cap. at 6 bar	l/min	35	35
Noise	dB	80	80
Shank diameter	mm	50	50
Shank length	mm	Modular F 1"	940
For drums	l	-	180-220
			750-1500

These pumps are advised for the transfer of low-high viscosity oil and similar for medium-long distances. The delivery capacity of a pump varies according to particular applications and combinations. The operating pressure may vary between a minimum of 3 bar and a maximum of 8 bar. The double-acting guarantee the delivery of a continuous and constant flow, suitable for installations on distribution facilities. To optimize the performance and the time-life of the air-operated pumps advise to use filtered and lubricated air.

AIR-OPERATED INDUSTRIAL PUMPS FOR OIL AND SIMILAR

Mod. 1210 FLANGED

COMPRESSION RATIO = 10:1

DELIVERY CAPACITY = 45 l/min



Art. 021-1210-000

Double-acting air-operated industrial oil pump ratio=10:1

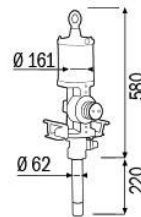
Mod. 1210 flanged

For wall-fixing or fixed positions.

Polyurethane seals

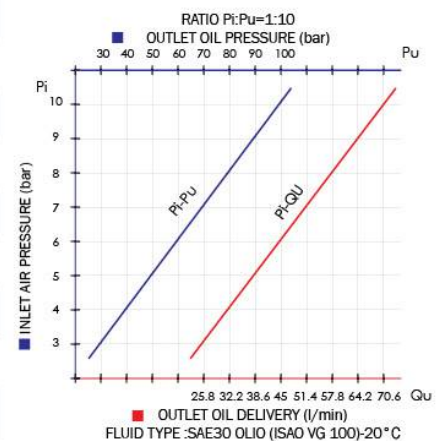


OIL DISTRIBUTION



021-1210-000 16,000 0,040 1

TECHNICAL DATA		021-1210-000
Compression ratio		10:1
Working pressure	bar	6-8
Air consumption at 8 bar	m³/min	2,90
Air inlet connection	BSP	F 1/2" G
Fluid outlet connection	BSP	M 3/4" G
Fluid delivery cap. at 6 bar	l/min	45
Noise	dB	80
Shank diameter	mm	62
Shank length	mm	Modular F 1"
For drums	l	-



These pumps are advised for the transfer of low-high viscosity oil and similar for medium-long distances. The delivery capacity of a pump varies according to particular applications and combinations. The operating pressure may vary between a minimum of 3 bar and a maximum of 8 bar. The double-acting guarantee the delivery of a continuous and constant flow, suitable for installations on distribution facilities. To optimize the performance and the time-life of the air-operated pumps advise to use filtered and lubricated air.



AIR-OPERATED INDUSTRIAL PUMPS FOR OIL AND SIMILAR Mod. 912 FLANGED

COMPRESSION RATIO = 12:1 DELIVERY CAPACITY = 30 l/min



Art. 021-0912-000

Double-acting air-operated industrial oil pump ratio=12:1
Mod. 912 flanged
For wall-fixing or fixed positions.
Polyurethane seals

Art. 021-0912-094

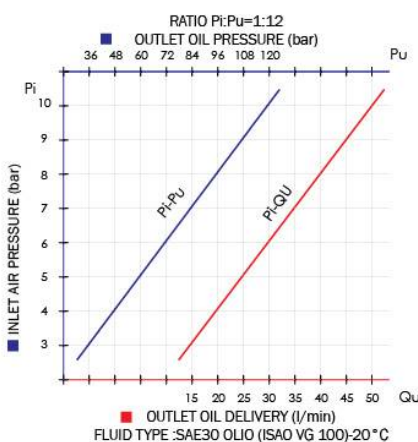
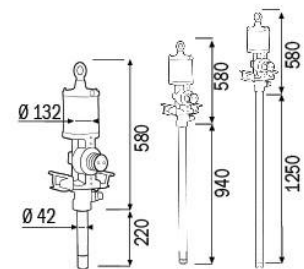
Double-acting air-operated industrial oil pump ratio=12:1
Mod. 912 flanged
For barrels of 180-220 l
Polyurethane seals

Art. 021-0912-125

Double-acting air-operated industrial oil pump ratio=12:1
Mod. 912 flanged
For tanks of 750-1500 l
Polyurethane seals



Art. No.	Weight (Kg)	Volume (m³)	Np
021-0912-000	13,500	0,040	1
021-0912-094	15,500	0,070	1
021-0912-125	16,500	0,090	1



TECHNICAL DATA	021-0912-000	021-0912-094	021-0912-125
Compression ratio	12:1	12:1	12:1
Working pressure	bar	6-8	6-8
Air consumption at 8 bar	m³/min	1,75	1,75
Air inlet connection	BSP	F 1/2" G	F 1/2" G
Fluid outlet connection	BSP	M 3/4" G	M 3/4" G
Fluid delivery cap. at 6 bar	l/min	30	30
Noise	dB	80	80
Shank diameter	mm	42	42
Shank length	mm	Modular F 1"	940
For drums	l	-	180-220
			750-1500

These pumps are advised for the transfer of low-high viscosity oil and similar for medium-long distances. Suitable for the transfer of medium-high viscosity grease. The delivery capacity of a pump varies according to particular applications and combinations. The operating pressure may vary between a minimum of 3 bar and a maximum of 8 bar. The double-acting guarantee the delivery of a continuous and constant flow, suitable for installations on distribution facilities. To optimize the performance and the time-life of the air-operated pumps advise to use filtered and lubricated air.

AIR-OPERATED INDUSTRIAL PUMPS FOR OIL AND SIMILAR

Mod. 1214 FLANGED

COMPRESSION RATIO = 14:1 DELIVERY CAPACITY = 30 l/min



Art. 021-1214-000

Double-acting air-operated industrial oil pump ratio=14:1
Mod. 1214 flanged
For wall-fixing or fixed positions.
Polyurethane seals

Art. 021-1214-094

Double-acting air-operated industrial oil pump ratio=14:1
Mod. 1214 flanged
For barrels of 180-220 l
Polyurethane seals

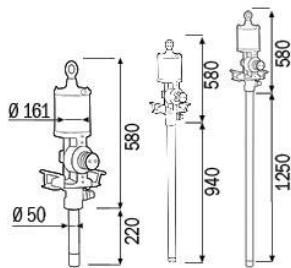
Art. 021-1214-125

Double-acting air-operated industrial oil pump ratio=14:1
Mod. 1214 flanged
For tanks of 750-1500 l
Polyurethane seals

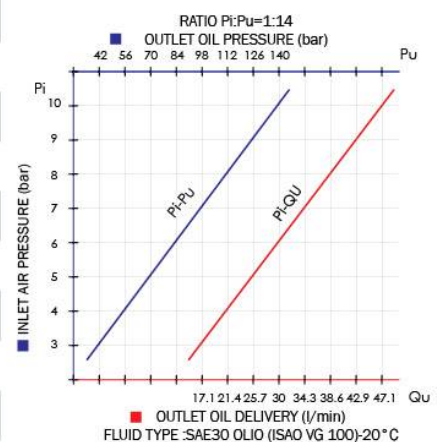


OIL DISTRIBUTION

021-1214-000	15,000	0,040	1
021-1214-094	17,000	0,070	1
021-1214-125	18,000	0,090	1



TECHNICAL DATA		021-1214-000	021-1214-094	021-1214-125
Compression ratio		14:1	14:1	14:1
Working pressure	bar	6-8	6-8	6-8
Air consumption at 8 bar	m ³ /min	2,90	2,90	2,90
Air inlet connection	BSP	F 1/2" G	F 1/2" G	F 1/2" G
Fluid outlet connection	BSP	M 3/4" G	M 3/4" G	M 3/4" G
Fluid delivery cap. at 6 bar	l/min	30	30	30
Noise	dB	80	80	80
Shank diameter	mm	50	50	50
Shank length	mm	Modular F 1"	940	1250
For drums	l	-	180-220	750-1500



These pumps are advised for the transfer of low-high viscosity oil and similar for medium-long distances. The delivery capacity of a pump varies according to particular applications and combinations. The operating pressure may vary between a minimum of 3 bar and a maximum of 8 bar. The double-acting guarantee the delivery of a continuous and constant flow, suitable for installations on distribution facilities. To optimize the performance and the time-life of the air-operated pumps advise to use filtered and lubricated air.



AIR-OPERATED INDUSTRIAL PUMPS FOR OIL AND SIMILAR Mod. 1220 FLANGED

COMPRESSION RATIO = 20:1

DELIVERY CAPACITY = 24 l/min



Art. 021-1220-000

Double-acting air-operated industrial oil pump ratio=20:1
Mod. 1220 flanged
For wall-fixing or fixed positions.
Polyurethane seals

Art. 021-1220-094

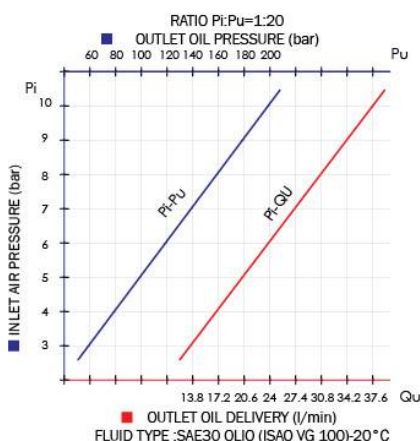
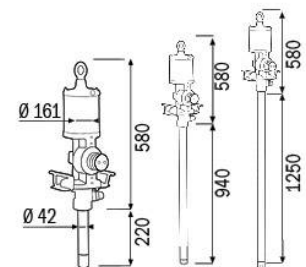
Double-acting air-operated industrial oil pump ratio=20:1
Mod. 1220 flanged
For barrels of 180-220 l
Polyurethane seals

Art. 021-1220-125

Double-acting air-operated industrial oil pump ratio=20:1
Mod. 1220 flanged
For tanks of 750-1500 l
Polyurethane seals



Art.	Weight (Kg)	Volume (m³)	Units (Np)
021-1220-000	14,000	0,040	1
021-1220-094	16,000	0,070	1
021-1220-125	17,000	0,090	1



TECHNICAL DATA	021-1220-000	021-1220-094	021-1220-125
Compression ratio	20:1	20:1	20:1
Working pressure	bar 6-8	bar 6-8	bar 6-8
Air consumption at 8 bar	m³/min 2,90	m³/min 2,90	m³/min 2,90
Air inlet connection	BSP F 1/2" G	BSP F 1/2" G	BSP F 1/2" G
Fluid outlet connection	BSP M 3/4" G	BSP M 3/4" G	BSP M 3/4" G
Fluid delivery cap. at 6 bar	l/min 24	l/min 24	l/min 24
Noise	dB 80	dB 80	dB 80
Shank diameter	mm 42	mm 42	mm 42
Shank length	mm Modular F 1"	mm 940	mm 1250
For drums	l -	l 180-220	l 750-1500

These pumps are advised for the transfer of low-high viscosity oil and similar for medium-long distances. Suitable for the transfer of medium-high viscosity grease. The delivery capacity of a pump varies according to particular applications and combinations. The operating pressure may vary between a minimum of 3 bar and a maximum of 8 bar. The double-acting guarantee the delivery of a continuous and constant flow, suitable for installations on distribution facilities. To optimize the performance and the time-life of the air-operated pumps advise to use filtered and lubricated air.

AIR-OPERATED INDUSTRIAL BREAK PUMPS FOR OIL AND CHEMICAL PRODUCTS



Art. 021-0905-DT0

Double-acting air-operated industrial pump for oil and chemical products ratio=5:1
 Delivery capacity 45 l/min
 Mod. 905D break
 For wall-fixing or fixed positions.
 Teflon seals

Art. 021-0908-DT0

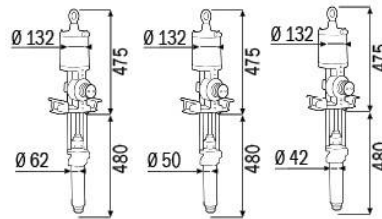
Double-acting air-operated industrial pump for oil and chemical products ratio=8:1
 Delivery capacity 35 l/min
 Mod. 908D break
 For wall-fixing or fixed positions.
 Teflon seals

Art. 021-0912-DT0

Double-acting air-operated industrial pump for oil and chemical products ratio=12:1
 Delivery capacity 30 l/min
 Mod. 912D break
 For wall-fixing or fixed positions.
 Teflon seals

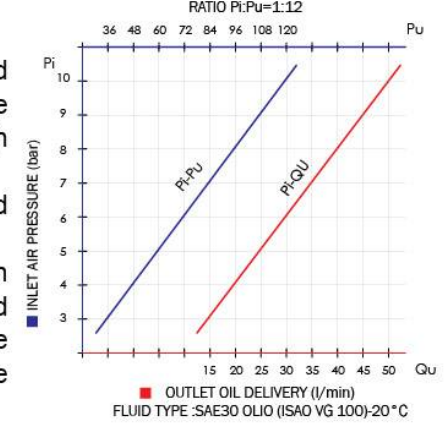
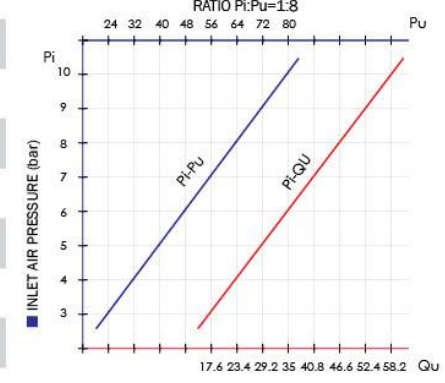
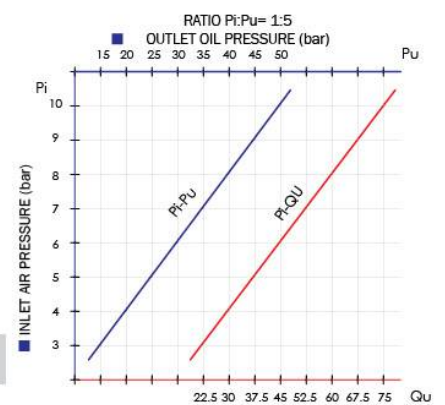


OIL DISTRIBUTION



021-0905-DT0	17,000	0,045	1
021-0908-DT0	16,000	0,045	1
021-0912-DT0	15,500	0,045	1

TECHNICAL DATA		021-0905-DT0	021-0908-DT0	021-0912-DT0
Compression ratio		5:1	8:1	12:1
Working pressure	bar	6-8	6-8	6-8
Air consumption at 8 bar	m³/min	1,75	1,75	1,75
Air inlet connection	BSP	F 1/2" G	F 1/2" G	F 1/2" G
Fluid outlet connection	BSP	M 3/4" G	M 3/4" G	M 3/4" G
Fluid delivery cap. at 6 bar	l/min	45	35	30
Noise	dB	80	80	80
Shank diameter	mm	62	50	42
Shank length	mm	Modular F 1"	Modular F 1"	Modular F 1"



Automatic engine body and shank kit are divided in order to avoid that the fluid enter directly in contact with device body. These pumps are advised for the transfer of oil and industrial fluids for medium-long distances, guarantee high performance as per delivery capacity (l/min) and also for working pressure. The delivery capacity of a pump varies according to particular applications and combinations. The operating pressure may vary between a minimum of 3 bar and a maximum of 8 bar. The double-acting guarantee the delivery of a continuous and constant flow, suitable for installations on distribution facilities. To optimize the performance and the time-life of the air-operated pumps advise to use filtered and lubricated air.



AIR-OPERATED INDUSTRIAL BREAK PUMPS FOR OIL AND CHEMICAL PRODUCTS



Art. 021-1210-DTO

Double-acting air-operated industrial pump for oil and chemical products ratio=10:1

Delivery capacity 45 l/min

Mod. 1208D break

For wall-fixing or fixed positions.

Teflon seals

Art. 021-1214-DTO

Double-acting air-operated industrial pump for oil and chemical products ratio=14:1

Delivery capacity 30 l/min

Mod. 1214D break

For wall-fixing or fixed positions.

Teflon seals

Art. 021-1220-DTO

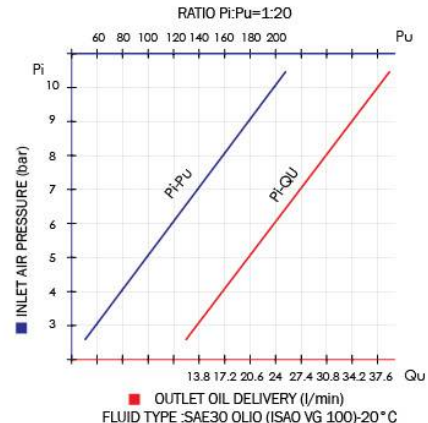
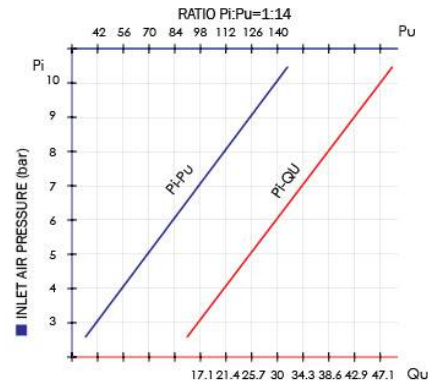
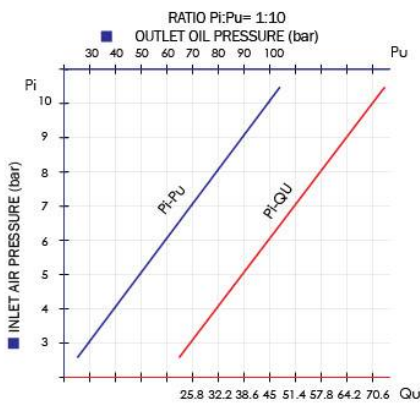
Double-acting air-operated industrial pump for oil and chemical products ratio=20:1

Delivery capacity 24 l/min

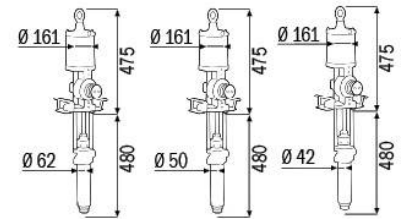
Mod. 1220D break

For wall-fixing or fixed positions.

Teflon seals



021-1210-DTO	18,000	0,045	1
021-1214-DTO	17,000	0,045	1
021-1220-DTO	16,500	0,045	1



TECHNICAL DATA	021-1210-DTO	021-1214-DTO	021-1220-DTO
Compression ratio	10:1	14:1	20:1
Working pressure	bar	6-8	6-8
Air consumption at 8 bar	m³/min	2,90	2,90
Air inlet connection	BSP	F 1/2" G	F 1/2" G
Fluid outlet connection	BSP	M 3/4" G	M 3/4" G
Fluid delivery cap. at 6 bar	l/min	45	30
Noise	dB	80	80
Shank diameter	mm	62	50
Shank length	mm	Modular F 1"	Modular F 1"

Automatic engine body and shank kit are divided in order to avoid that the fluid enter directly in contact with device body. These pumps are advised for the transfer of low-high viscosity oil and similar for medium-long distances, suitable for the transfer of industrial and chemical fluids. The delivery capacity of a pump varies according to particular applications and combinations. The operating pressure may vary between a minimum of 3 bar and a maximum of 8 bar. The double-acting guarantee the delivery of a continuous and constant flow, suitable for installations on distribution facilities. To optimize the performance and the time-life of the air-operated pumps advise to use filtered and lubricated air.

AIR-OPERATED INDUSTRIAL BREAK PUMPS FOR OIL AND CHEMICAL PRODUCTS Mod.902D HIGH DELIVERY BREAK

COMPRESSION RATIO = 2:1 DELIVERY CAPACITY = 95 l/min



Art. 021-0902-DPO

Double-acting air-operated industrial pump for oil, lubricants and similar HIGH DELIVERY ratio=2:1 Delivery capacity 95 l/min Mod. 0902D break For wall-fixing or fixed positions. Polyurethane seals

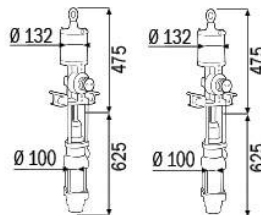
Art. 021-0902-DVO

Double-acting air-operated industrial pump for industrial and chemical fluids HIGH DELIVERY ratio=2:1 Delivery capacity 95 l/min Mod. 0902D break For wall-fixing or fixed positions. Viton seals

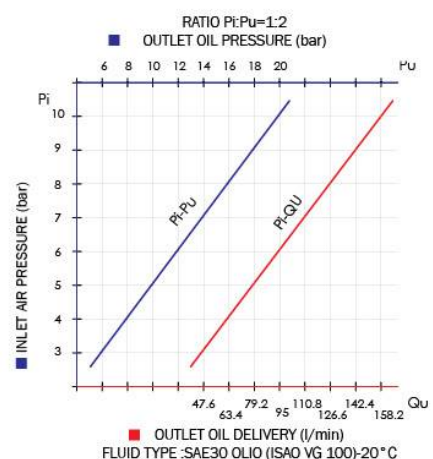


OIL DISTRIBUTION

021-0902-DPO	47,000	0,050	1
021-0902-DVO	47,000	0,050	1



TECHNICAL DATA		021-0902-DPO	021-0902-DVO
Compression ratio		2:1	2:1
Working pressure	bar	6-8	6-8
Air consumption at 8 bar	m ³ /min	1,75	1,75
Air inlet connection	BSP	F 1/2" G	F 1/2" G
Fluid outlet connection	BSP	F 1,1/2" G	F 1,1/2" G
Fluid delivery cap. at 6 bar	l/min	95	95
Noise	dB	80	80
Shank diameter	mm	100	100
Shank length	mm	Modular F 2"	Modular F 2"



Automatic engine body and shank kit are divided in order to avoid that the fluid enter directly in contact with device body.

These pumps are advised for the transfer of low-high viscosity oil and similar for medium-long distances, guarantee high performance as per delivery capacity (l/min) and also for working pressure, suitable for transfer of industrial and chemical fluids. The delivery capacity of a pump varies according to particular applications and combinations.

The operating pressure may vary between a minimum of 3 bar and a maximum of 8 bar.

To optimize the performance and the time-life of the air-operated pumps advise to use filtered and lubricated air.



AIR-OPERATED INDUSTRIAL PUMPS FOR OIL AND CHEMICAL PRODUCTS Mod.1203D HIGH DELIVERY BREAK

COMPRESSION RATIO = 3:1 DELIVERY CAPACITY = 100 l/min

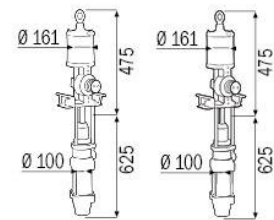


Art. 021-1203-DPO

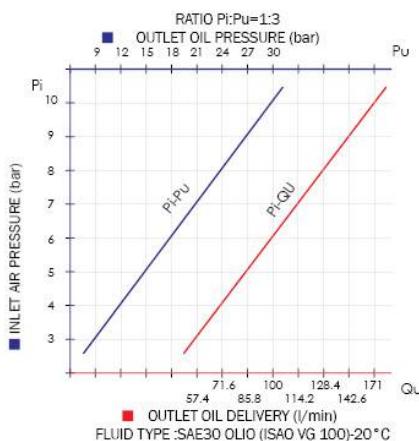
Double-acting air-operated industrial pump for oil, lubricants and similar HIGH DELIVERY ratio=3:1 Delivery capacity 100 l/min Mod. 1203D break For wall-fixing or fixed positions. Polyurethane seals

Art. 021-1203-DVO

Double-acting air-operated industrial pump for industrial and chemical fluids HIGH DELIVERY ratio=3:1 Delivery capacity 100 l/min Mod. 1203D break For wall-fixing or fixed positions. Viton seals



021-1203-DPO	48,000	0,050	1
021-1203-DVO	48,000	0,050	1



TECHNICAL DATA	021-1203-DPO	021-1203-DVO
Compression ratio	3:1	3:1
Working pressure	bar	6-8
Air consumption at 8 bar	m ³ /min	2,90
Air inlet connection	BSP	F 1/2" G
Fluid outlet connection	BSP	F 1,1/2" G
Fluid delivery cap. at 6 bar	l/min	100
Noise	dB	80
Shank diameter	mm	100
Shank length	mm	Modular F 2"

Automatic engine body and shank kit are divided in order to avoid that the fluid enter directly in contact with device body.

These pumps are advised for the transfer of low-high viscosity of and similar for medium-long distances, guarantee high performance as per delivery capacity (l/min) and also for working pressure. The delivery capacity of a pump varies according to particular applications and combinations.

The operating pressure may vary between a minimum of 3 bar and a maximum of 8 bar.

To optimize the performance and the time-life of the air-operated pumps advise to use filtered and lubricated air.

FRAME LIFTER-PRESS TO FIT PUMPS FOR LUBRICANTS AND SIMILAR



Art. 012-1200-030

Frame lifter and press
equipped with follower plate for pumps with shank \varnothing 30 mm

Art. 012-1200-042

Frame lifter and press
equipped with follower plate for pumps with shank \varnothing 42 mm

Art. 012-1200-050

Frame lifter and press
equipped with follower plate for pumps with shank \varnothing 50 mm

Art. 012-1200-200

Frame lifter and press
equipped with follower plate for pumps with shank F2"G



012-1200-045

Maximum height	Minimum height	Maximum pressure	Pushing power	For barrels	Viscosity
2802 mm	1802 mm	8 bar	4 bar - 450 kg 6 bar - 650 kg 8 bar - 870 kg	180 - 220 kg	200 - 500 ASTM (25°C)

	Kg	m³	No.
012-1200-030	210,000	1,86	1
012-1200-042	210,000	1,86	1
012-1200-050	210,000	1,86	1
012-1200-200	210,000	1,86	1

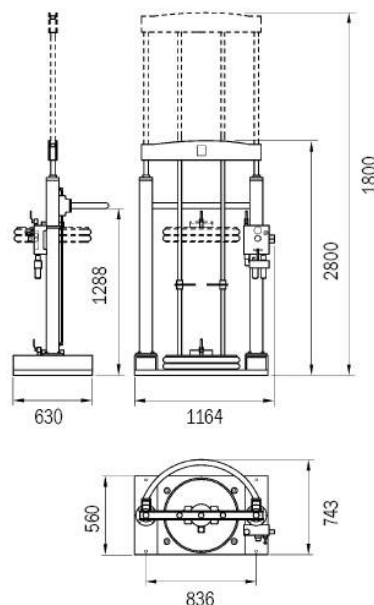

Air operated two columns pumps lifter and press for lubricants and viscous medias

With its particular 3 ways control valve it lifts or pull down the pump and the follower plate, improving the exchanging effort of 180-220kg (400 lbs) barrels.

It is particularly advised for the use with high viscosity lubricants and medias (from 200CPS to 500CPS).

The follower plate is pushed down by the pressurised pneumatic cylinders, avoiding grease flow interruptions by air pockets in the grease bed.

Moreover, it allows to collect all the product from the inner walls down to the bottom of the drum, Pump suction is assisted



- 1 Cock feeding pump air
- 2 Off position
- 2A Lifting position up pump and follower plate
- 2B Acting position down press-fluid
- 3 Pressure regulator with manometer for feeding lifter air
- 4 Cock feeding air lifter follower plate
- 5 Inlet feeding general air into filter end lubricator



COMPLETE KIT PUMP FRAME LIFTER-PRESS FOR LUBRICANTS AND SIMILAR LOW AND HIGH VISCOSITY



022-1403-000

Art. 022-1403-000

Kit pump frame lifter and press for lubricants for barrels 180-220 kg
Delivery 100 l/min

Composed by:

Art.012-1200-200 Pump frame lifter and press 2 columns + follower plate

Art.021-1203-DP0 Industrial air operated break pump ratio=3:1

Art.902-0302-010 Rubber hose R6 3/8" F-F 3/8" 1 M length

Art.902-0424-010 Rubber hose R6 1/2" F-F 1/2" 1 M length

Art. 022-1408-000

Kit pump frame lifter and press for lubricants for barrels 180-220 kg
Delivery 35 l/min

Composed by:

Art.012-1200-050 Pump frame lifter and press 2 columns + follower plate

Art.021-0908-094 Industrial air operated break pump ratio=8:1

Art.902-0302-010 Rubber hose R6 3/8" F-F 3/8" 1 M length

Art.902-0424-010 Rubber hose R6 1/2" F-F 1/2" 1 M length



022-1414-000

Art. 022-1414-000

Kit pump frame lifter and press for lubricants for barrels 180-220 kg
Delivery 30 l/min

Composed by:

Art.012-1200-050 Pump frame lifter and press 2 columns + follower plate

Art.021-1214-094 Industrial air operated pump ratio=14:1

Art.902-0302-010 Rubber hose R6 3/8" F-F 3/8" 1 M length

Art.902-0424-010 Rubber hose R6 1/2" F-F 1/2" 1 M length

Art. 022-1420-000

Kit pump frame lifter and press for lubricants for barrels 180-220 kg
Delivery 24 l/min

Composed by:

Art.012-1200-042 Pump frame lifter and press 2 columns + follower plate

Art.021-1220-094 Industrial air operated pump ratio=20:1

Art.902-0302-010 Rubber hose R6 3/8" F-F 3/8" 1 M length

Art.902-0424-010 Rubber hose R6 1/2" F-F 1/2" 1 M length



022-1403-000	258.000	1,92	2
022-1408-000	226.000	1,93	2
022-1414-000	227.000	1,93	2
022-1420-000	226.000	1,93	2

Art. 022-1281-000

Oil set suitable for drums of 50-60 l

Composed by:

Art.020-1200-000 Air-operated oil pump ratio=5:1 28 l/min

Art.906-0404-030 R1 1/2" M-F hose 3,0 m length

Art.024-1233-C00 Oil digital dispensing nozzle

Art. 022-1281-A00

Oil set suitable for drums of 50-60 l

Composed like Art.022-1281-000 but with:

Art.020-1190-000 Air-operated oil pump ratio=3:1 30 l/min

Art. 022-1281-B00

Oil set suitable for drums of 50-60 l

Composed like Art.022-1281-000 but with:

Art.020-0990-000 Air-operated oil pump ratio=3:1 25 l/min



022-1281-000



022-1288-000



022-1289-000

OIL DISTRIBUTION

022-1281-000	10,630	0,034	2	
022-1281-A00	10,270	0,034	2	
022-1281-B00	8,500	0,034	2	



Art. 022-1288-000

Oil set suitable for barrels of 180-220 l

Composed by:

Art.020-1205-000 Air-operated oil pump ratio=5:1 28 l/min

Art.906-0404-030 R1 1/2" M-F hose 3,0 m length

Art.024-1233-C00 Oil digital dispensing nozzle

Art. 022-1288-A00

Oil set suitable for barrels of 180-220 l

Composed like Art.022-1288-000 but with:

Art.020-1195-000 Air-operated oil pump ratio=3:1 30 l/min

Art. 022-1288-B00

Oil set suitable for barrels of 180-220 l

Composed like Art.022-1288-000 but with:

Art.020-0995-000 Air-operated oil pump ratio=3:1 25 l/min

022-1288-000	11,240	0,040	2	
022-1288-A00	10,910	0,040	2	
022-1288-B00	9,100	0,040	2	



Art. 022-1289-000

Oil set suitable for barrels of 180-220 l

Composed by:

Art.020-1182-000 Air-operated oil pump ratio=5:1 35 l/min

Art.906-0505-030 R1 3/4" M-F hose 3,0 m length

Art.024-1235-A00 Oil digital dispensing nozzle

Art. 022-1289-A00

Oil set suitable for barrels of 180-220 l

Composed like Art.022-1289-000 but with:

Art.020-1178-000 Air-operated oil pump ratio=3:1 40 l/min

022-1289-000	15,700	0,044	2	
022-1289-A00	15,650	0,044	2	





022-1280-000

Art. 022-1280-000

Wheeled oil set suitable for drums of 50-60 l

Composed by:

Art.020-1200-000 Air-operated oil pump ratio=5:1 28 l/min

Art.030-1395-000 4-wheels trolley

Art.906-0404-030 R1 1/2" M-F hose 3,0 m length

Art.024-1232-C00 Oil dispensing nozzle

Art. 022-1282-000

Wheeled oil set suitable for drums of 50-60 l

Composed like Art.022-1280-000 but with:

Art.020-1190-000 Air-operated oil pump ratio=3:1 30 l/min

Art. 022-1282-B00

Wheeled oil set suitable for drums of 50-60 l

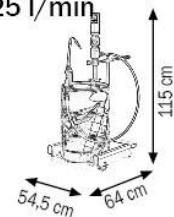
Composed like Art.022-1280-000 but with:

Art.020-0990-000 Air-operated oil pump ratio=3:1 25 l/min



022-1280-000	22,920	0,085	2
022-1282-000	22,560	0,085	2
022-1282-B00	20,760	0,085	2

Ø 370-420 mm



022-1283-000

Art. 022-1283-000

Wheeled oil set suitable for drums of 50-60 l

Composed by:

Art.020-1200-000 Air-operated oil pump ratio=5:1 28 l/min

Art.030-1395-000 4-wheels trolley

Art.906-0404-030 R1 1/2" M-F hose 3,0 m length

Art.024-1233-C00 Oil digital dispensing nozzle

Art. 022-1284-000

Wheeled oil set suitable for drums of 50-60 l

Composed like Art.022-1283-000 but with:

Art.020-1190-000 Air-operated oil pump ratio=3:1 30 l/min

Art. 022-1284-B00

Wheeled oil set suitable for drums of 50-60 l

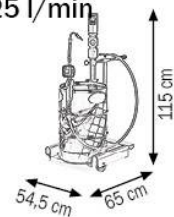
Composed like Art.022-1283-000 but with:

Art.020-0990-000 Air-operated oil pump ratio=3:1 25 l/min



022-1283-000	24,210	0,085	2
022-1284-000	23,850	0,085	2
022-1284-B00	22,000	0,085	2

Ø 370-420 mm



022-1285-000

Art. 022-1285-000

Wheeled oil set suitable for barrels of 180-220 l

Composed by:

Art.020-1205-000 Air-operated oil pump ratio=5:1 28 l/min

Art.030-1400-000 4-wheels trolley

Art.906-0404-030 R1 1/2" M-F hose 3,0 m length

Art.024-1232-C00 Oil dispensing nozzle

Art. 022-1287-000

Wheeled oil set suitable for barrels of 180-220 l

Composed like Art.022-1285-000 but with:

Art.020-1195-000 Air-operated oil pump ratio=3:1 30 l/min



022-1285-000	46,980	0,186	2
022-1287-000	46,590	0,186	2

Ø 550-600 mm



Art. 022-1290-000

Wheeled oil set suitable for barrels of 180-220 l

Composed by:

Art.020-1205-000 Air-operated oil pump ratio=5:1 28 l/min

Art.030-1400-000 4-wheels trolley

Art.906-0404-030 R1 1/2" M-F hose 3,0 m length

Art.024-1233-C00 Oil digital dispensing nozzle

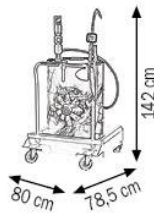
Art. 022-1292-000

Wheeled oil set suitable for barrels of 180-220 l

Composed like Art.022-1290-000 but with:

Art.020-1195-000 Air-operated oil pump ratio=3:1 30 l/min

022-1290-000	48,940	0,186	2	
022-1292-000	48,610	0,186	2	



022-1290-000

Art. 022-1293-000

Wheeled oil set suitable for barrels of 180-220 l

Composed by:

Art.020-1205-000 Air-operated oil pump ratio=5:1 28 l/min

Art.030-1405-000 4-wheels trolley

Art.906-0404-030 R1 1/2" M-F hose 3,0 m length

Art.024-1233-C00 Oil digital dispensing nozzle

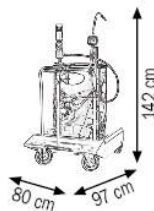
Art. 022-1294-000

Wheeled oil set suitable for barrels of 180-220 l

Composed like Art.022-1293-000 but with:

Art.020-1195-000 Air-operated oil pump ratio=3:1 30 l/min

022-1293-000	59,830	0,186	2	
022-1294-000	59,500	0,186	2	



022-1293-000

Art. 022-1295-000

Wheeled oil set suitable for barrels of 180-220 l

Composed by:

Art.020-1205-000 Air-operated oil pump ratio=5:1 28 l/min

Art.030-1405-000 4-wheels trolley

Art.906-0424-015 R1 1/2" F-F hose 1,5 m length

Art.070-1206-410 Hose reel with R1 1/2" hose 10,0 m length

Art.024-1233-C00 Oil digital dispensing nozzle

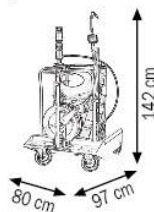
Art. 022-1297-000

Wheeled oil set suitable for barrels of 180-220 l

Composed like Art.022-1295-000 but with:

Art.020-1195-000 Air-operated oil pump ratio=3:1 30 l/min

022-1295-000	76,120	0,226	3	
022-1297-000	75,790	0,226	3	



022-1295-000



022-1298-A00

Art. 022-1298-A00

Wheeled oil set suitable for barrels of 180–220 l

Composed by:

Art.020-1205-000 Air-operated oil pump ratio=5:1 28 l/min

Art.030-1398-000 3-wheels trolley

Art.906-0404-030 R1 1/2" M-F hose 3,0 m length

Art.024-1232-C00 Oil dispensing nozzle

Art. 022-1298-B00

Wheeled oil set suitable for barrels of 180–220 l

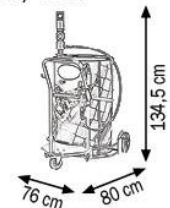
Composed like Art.022-1298-A00 but with:

Art.020-1195-000 Air-operated oil pump ratio=3:1 30 l/min



022-1298-A00	32,500	0,186	2
022-1298-B00	32,180	0,186	2

Ø 550-600 mm



022-1298-C00

Art. 022-1298-C00

Wheeled oil set suitable for barrels of 180–220 l

Composed by:

Art.020-1205-000 Air-operated oil pump ratio=5:1 28 l/min

Art.030-1398-000 3-wheels trolley

Art.906-0404-030 R1 1/2" M-F hose 3,0 m length

Art.024-1233-C00 Oil digital dispensing nozzle

Art. 022-1298-D00

Wheeled oil set suitable for barrels of 180–220 l

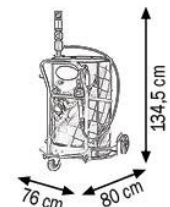
Composed like Art.022-1298-C00 but with:

Art.020-1195-000 Air-operated oil pump ratio=3:1 30 l/min



022-1298-C00	33,200	0,186	2
022-1298-D00	32,880	0,186	2

Ø 550-600 mm



022-1298-E00

Art. 022-1298-E00

Wheeled oil set suitable for barrels of 180–220 l

Composed by:

Art.020-1205-000 Air-operated oil pump ratio=5:1 28 l/min

Art.030-1398-000 3-wheels trolley

Art.906-0424-015 R1 1/2" F-F hose 1,5 m length

Art.070-1206-410 Hose reel with R1 1/2" hose 10,0 m length

Art.024-1233-C00 Oil digital dispensing nozzle

Art. 022-1298-F00

Wheeled oil set suitable for barrels of 180–220 l

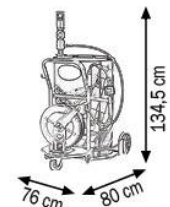
Composed like Art.022-1298-E00 but with:

Art.020-1195-000 Air-operated oil pump ratio=3:1 30 l/min



022-1298-E00	49,500	0,226	3
022-1298-F00	49,180	0,226	3

Ø 550-600 mm



Art. 022-1299-A00

Wheeled oil set suitable for barrels of 180-220 l

Composed by:

Art.020-0995-000 Air-operated oil pump ratio=3:1 25 l/min

Art.030-1398-000 3-wheels trolley

Art.906-0404-030 R1 1/2" M-F hose 3,0 m length

Art.024-1232-C00 Oil dispensing nozzle

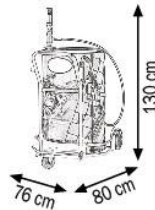
Art. 022-1299-B00

Wheeled oil set suitable for barrels of 180-220 l

Composed like Art.022-1299-A00 but with:

Art.020-0985-000 Air-operated oil pump ratio=1:1 35 l/min

022-1299-A00		30,150	0,186	2
022-1299-B00		31,600	0,186	2



022-1299-A00

Art. 022-1299-C00

Wheeled oil set suitable for barrels of 180-220 l

Composed by:

Art.020-0995-000 Air-operated oil pump ratio=3:1 25 l/min

Art.030-1398-000 3-wheels trolley

Art.906-0404-030 R1 1/2" M-F hose 3,0 m length

Art.024-1233-C00 Oil digital dispensing nozzle

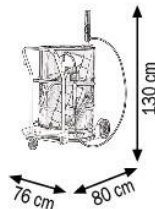
Art. 022-1299-D00

Wheeled oil set suitable for barrels of 180-220 l

Composed like Art.022-1299-C00 but with:

Art.020-0985-000 Air-operated oil pump ratio=1:1 35 l/min

022-1299-C00		30,850	0,186	2
022-1299-D00		32,300	0,186	2



022-1299-C00

Art. 022-1299-E00

Wheeled oil set suitable for barrels of 180-220 l

Composed by:

Art.020-0995-000 Air-operated oil pump ratio=3:1 25 l/min

Art.030-1398-000 3-wheels trolley

Art.906-0424-015 R1 1/2" F-F hose 1,5 m length

Art.070-1206-310 Hose reel with R1 3/8" M-F 1/2" hose 10,0 m length

Art.024-1233-C00 Oil digital dispensing nozzle

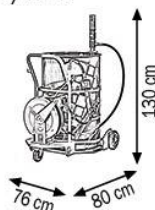
Art. 022-1299-F00

Wheeled oil set suitable for barrels of 180-220 l

Composed like Art.022-1299-E00 but with:

Art.020-0985-000 Air-operated oil pump ratio=1:1 35 l/min

022-1299-E00		47,150	0,226	3
022-1299-F00		48,600	0,226	3



022-1299-E00



WALL-FIXING OIL SETS

Art. 022-1212-000

Wall-fixing oil set for barrels of 180-220 l

Composed by:

Art.020-1168-000 Air-operated oil pump ratio=1:1 40 l/min

Art.025-1265-000 Wall-fixing bracket

Art.025-1268-000 920 mm Ø 42 mm shank

Art.025-1262-000 Ø 42 mm threaded ring

Art.910-0600-020 Flexible hose Ø 25 2.0 m length



Art. 022-1212-A00

Wall-fixing oil set for barrels of 180-220 l

Composed by:

Art.020-0978-000 Air-operated oil pump ratio=1:1 35 l/min

Art.025-1265-000 Wall-fixing bracket

Art.025-1268-000 920 mm Ø 42 mm shank

Art.025-1262-000 Ø 42 mm threaded ring

Art.910-0600-020 Flexible hose Ø 25 2.0 m length



022-1212-000



022-1212-000	10,970	0,031	1
022-1212-A00	9,550	0,031	1



Art. 022-1213-000

Wall-fixing oil set for barrels of 180-220 l

Composed by:

Art.020-1188-000 Double-acting air-operated oil pump ratio=3:1 30 l/min

Art.025-1265-000 Wall-fixing bracket

Art.025-1268-000 920 mm Ø 42 mm shank

Art.025-1262-000 Ø 42 mm threaded ring

Art.910-0600-020 Flexible hose Ø 25 2.0 m length



Art. 022-1213-A00

Wall-fixing oil set for barrels of 180-220 l

Composed by:

Art.020-0988-000 Air-operated oil pump ratio=3:1 25 l/min

Art.025-1265-000 Wall-fixing bracket

Art.025-1268-000 920 mm Ø 42 mm shank

Art.025-1262-000 Ø 42 mm threaded ring

Art.910-0600-020 Flexible hose Ø 25 2.0 m length



022-1213-000



022-1213-000	11,500	0,031	1
022-1213-A00	9,700	0,031	1



Art. 022-1214-000

Wall-fixing oil set HIGH DELIVERY for drums and tanks 1.000 l

Composed by:

Art.020-1176-000 Double-acting air-operated oil pump ratio=3:1 40 l/min

Art.025-1265-000 Wall-fixing bracket

Art.025-1268-125 Ø 42 1,25 m length shank

Art.025-1262-000 Ø 42 mm threaded ring

Art.910-0600-020 Flexible hose Ø 25 2,0 m length

022-1214-000	17,440	0,050	2



022-1214-000

Art. 022-1215-000

Wall-fixing oil set for barrels of 180-220 l

Composed by:

Art.020-1198-000 Double-acting air-operated oil pump ratio=5:1 28 l/min

Art.025-1265-000 Wall-fixing bracket

Art.025-1268-000 920 mm Ø 42 mm shank

Art.025-1262-000 Ø 42 mm threaded ring

Art.910-0600-020 Flexible hose Ø 25 2,0 m length

022-1215-000	11,790	0,031	1



022-1215-000

Art. 022-1216-000

Wall-fixing oil set for drums and tanks 1.000 l

Composed by:

Art.020-1180-000 Double-acting air-operated oil pump ratio=5:1 35 l/min

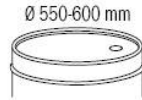
Art.025-1265-000 Wall-fixing bracket

Art.025-1268-125 Ø 42 1,25 m length shank

Art.025-1262-000 Ø 42 mm threaded ring

Art.910-0600-020 Flexible hose Ø 25 2,0 m length

022-1216-000	17,600	0,031	1



022-1216-000

Art. 022-1218-000

Wall-fixing oil set for barrels of 180-220 l

Composed by:

Art.020-1207-000 Double-acting air-operated oil pump ratio=8:1 20 l/min

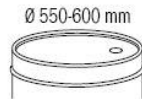
Art.025-1265-000 Wall-fixing bracket

Art.025-1268-000 920 mm Ø 42 mm shank

Art.025-1262-000 Ø 42 mm threaded ring

Art.910-0600-020 Flexible hose Ø 25 2,0 m length

022-1218-000	10,820	0,031	1



022-1218-000



022-1300-000

Art. 022-1300-000

Wall-fixing oil set for barrels of 180-220 l

Composed by:

Art.020-1205-000 Air-operated oil pump ratio=5:1 28 l/min

Art.071-1206-410 Swiveling hose reel with R1 1/2" hose 10,0 m length

Art.906-0424-015 R1 1/2" F-F hose 1,5 m length

Art.024-1233-C00 Oil digital dispensing nozzle

Art.024-1785-000 Support for picking up drops

Art. 022-1301-000

Wall-fixing oil set for barrels of 180-220 l

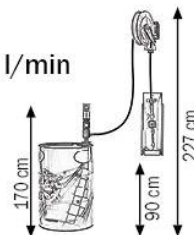
Composed like Art.022-1300-000 but with:

Art.020-1195-000 Air-operated oil pump ratio=3:1 30 l/min



Ø 550-600 mm

022-1300-000	32,300	0,086	3
022-1301-000	31,980	0,086	3



022-1302-000

Art. 022-1302-000

Wall-fixing oil set for barrels of 180-220 l

Composed by:

Art.022-1215-000 Air-operated oil pump set ratio=5:1 28 l/min

Art.071-1206-410 Swiveling hose reel with R1 1/2" hose 10,0 m length

Art.906-0424-006 R1 1/2" F-F hose 0,6 m length

Art.024-1233-C00 Oil digital dispensing nozzle

Art.024-1785-000 Support for picking up drops

Art. 022-1303-000

Wall-fixing oil set for barrels of 180-220 l

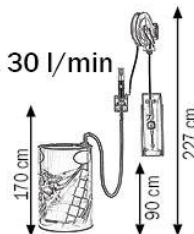
Composed like Art.022-1302-000 but with:

Art.022-1213-000 Air-operated oil pump set ratio=3:1 30 l/min



Ø 550-600 mm

022-1302-000	36,020	0,101	3
022-1303-000	35,730	0,101	3



022-1299-000

Art. 022-1299-000

Wall-fixing oil set for barrels of 180-220 l

Or tanks 750-1500 l

Composed by:

Art.022-1214-000 Air-operated oil pump set ratio=3:1 40 l/min

Art.071-1406-515 Swiveling hose reel with R1 3/4" hose 15,0 m length

Art.906-0535-080 R1 3/4" hose 0,8 m length

Art.024-1235-A00 Oil digital nozzle

Art.024-1785-000 Support for picking up drops

Art. 022-1299-G00

Wall-fixing oil set for barrels of 180-220 l

Or tanks 750-1500 l

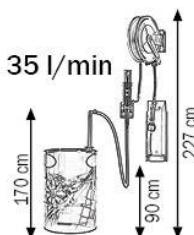
Composed like Art.022-1299-000 but with:

Art.022-1216-000 Air-operated oil pump set ratio=5:1 35 l/min



Ø 550-600 mm

022-1299-000	56,600	0,206	4
022-1299-G00	56,760	0,206	4



Art. 022-1880-000

Wall-fixing oil set for tanks 1000 l

Composed by:

Art.020-1198-000 Air-operated oil pump ratio=5:1 28 l/min

Art.025-1265-000 Wall-fixing bracket

Art.906-0424-006 R1 1/2" F-F hose 0,6 m length

Art.902-0202-020 Hose 8x13 1/4" M-F 2,0 m length

Art.910-0600-020 Flexible hose Ø 25 2,0 m length

Art.025-1268-125 Ø 42 1,25 m length shank

Art.025-1262-000 Ø 42 mm threaded ring

Art.F96-0100-404 Nipple 1/2" M-1/2" M

Art.014-1048-000 Regulator with filter and air lubricator 1/4"





Art.025-1267-000 Fixing tank bracket

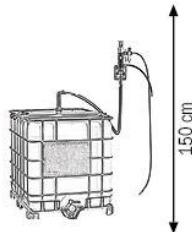
Art. 022-1882-000

Wall-fixing oil set for tanks 1000 l

Composed like Art.022-1880-000 but with:

Art.020-1188-000 Air-operated oil pump ratio=3:1 30 l/min

				
022-1880-000	14.000	0,031	1	
022-1882-000	13.700	0,031	1	



022-1880-000

The tank is not included in the oil set

OIL DISTRIBUTION

Art. 022-1884-000

Wall-fixing oil set for tanks 1000 l

Composed by:

Art.020-1180-000 Air-operated oil pump ratio=5:1 35 l/min

Art.025-1265-000 Wall-fixing bracket

Art.906-0525-006 R1 3/4" F-F hose 0,6 m length

Art.902-0404-020 Hose 13x19 1/2" M-F 2,0 m length

Art.910-0600-020 Flexible hose Ø 25 2,0 m length

Art.025-1268-125 Ø 42 1,25 m length shank

Art.025-1262-000 Ø 42 mm threaded ring

Art.F96-0100-505 Nipple 3/4" M - 3/4" M

Art.014-1048-B00 Regulator with filter and air lubricator 1/2"





Art.025-1267-000 Fixing tank bracket

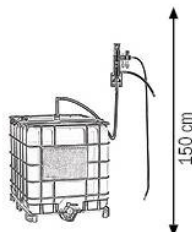
Art. 022-1886-000

Wall-fixing oil set for tanks 1000 l

Composed like Art.022-1884-000 but with:

Art.020-1176-000 Air-operated oil pump ratio=3:1 40 l/min

				
022-1884-000	20.800	0,031	1	
022-1886-000	20.640	0,031	1	



022-1884-000

The tank is not included in the oil set

It is a modular solution that allows the oil delivery with link to a centralized system, to a hose reel or directly to the delivery hose.



OIL SET SUITABLE FOR TANK DISTRIBUTION



022-1888-000

The tank is not included in the oil set

Art. 022-1888-000

Oil set tank 1000 l

Composed by:

Art.020-1206-000 Air-operated oil pump ratio=5:1 28 l/min

Art.906-0424-020 Hose R1 1/2" F-F 2.0 m length

Art.902-0202-020 Hose 8x13 1/4 M-F 2.0 m length

Art.F96-0100-404 Nipple 1/2" M-1/2" M

Art.014-1048-000 Regulator with filter and air lubricator 1/4"

Art.025-1267-000 Fixing tank bracket

Art. 022-1890-000

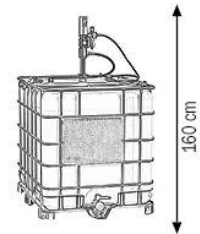
Oil set tank 1000 l

Composed like Art.022-1888-000 but with:

Art.020-1196-000 Air-operated oil pump ratio=3:1 30 l/min



022-1888-000	21,500	0,042	2
022-1890-000	21,000	0,042	2



022-1892-000

The tank is not included in the oil set

Art. 022-1892-000

Oil set tank 1000 l

Composed by:

Art.020-1183-000 Air-operated oil pump ratio=5:1 35 l/min

Art.906-0525-020 Hose R1 3/4" F-F 2.0 m length

Art.902-0404-020 Hose 13x19 1/2" M-F 2.0 m length

Art.F96-0100-505 Nipple 3/4" M-3/4" M

Art.014-1048-B00 Regulator with filter and air lubricator 1/2"

Art.025-1267-000 Fixing tank bracket

Art. 022-1894-000

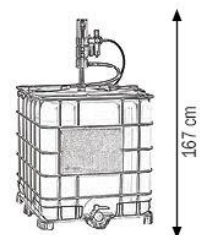
Oil set tank 1000 l

Composed like Art.022-1892-000 but with:

Art.020-1179-000 Air-operated oil pump ratio=3:1 40 l/min



022-1892-000	27,600	0,051	2
022-1894-000	27,500	0,051	2



It is a modular solution that allows the oil delivery with link to a centralized system, to a hose reel or directly to the delivery hose.

Art. 022-1895-000

Oil set for tank 1000 l

Composed by:

- Art.020-1206-000 Air-operated oil pump ratio=5:1 28 l/min
- Art.014-1048-000 Regulator with filter and air lubricator 1/4"
- Art.906-0434-008 Hose R1 1/2" F-F 0,8 m length
- Art.902-0202-020 Hose 8x13 1/4" M-F 2,0 m length
- Art.070-1206-410 Hose reel 1/2" 10,0 m length
- Art.024-1233-C00 Oil digital nozzle
- Art.024-1785-000 Picking up drops support
- Art.025-1267-000 Fixing tank bracket
- Art.025-1267-B00 Fixing bracket for picking up drops



022-1895-000

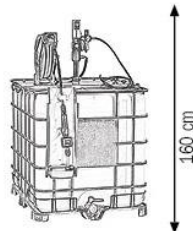
The tank is not included in the oil set





Art. 022-1896-000

Oil set for tank 1000 l

Composed like Art.022-1895-000 but with:

- Art.020-1196-000 Air-operated oil pump ratio=3:1 30 l/min



				
022-1895-000	48,450	0,120	4	
022-1896-000	47,900	0,120	4	

Art. 022-1898-000

Oil set for tank 1000 l

Composed by:

- Art.020-1183-000 Air-operated oil pump ratio=5:1 35 l/min
- Art.014-1048-B00 Regulator with filter and air lubricator 1/2"
- Art.906-0424-015 Hose R1 1/2" F-F 1,5 m length
- Art.902-0404-020 Hose 13x19 1/2" M-F 2,0 m length
- Art.074-4506-410 Hose reel 1/2" 10,0 m length
- Art.024-1233-C00 Oil digital nozzle
- Art.024-1785-000 Picking up drops support
- Art.025-1267-000 Fixing tank bracket
- Art.025-1267-B00 Fixing bracket for picking up drops



022-1898-000

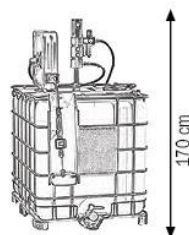
The tank is not included in the oil set





Art. 022-1899-000

Oil set for tank 1000 l

Composed like Art.022-1898-000 but with:

- Art.020-1179-000 Air-operated oil pump ratio=3:1 40 l/min



				
022-1898-000	64,900	0,130	4	
022-1899-000	64,800	0,130	4	

It is a complete solution that constitutes an independent working station. The pump, the hose reel and the picking up drops are fixed directly to the tank by the supporting bracket.



TANKS OF DUMP AND STOCKING SUITABLE FOR OIL-DISPENSING INSTALLATIONS



023-1905-000

Art. 023-1905-000

Tank of dump and stocking for 1 barrel of 180-220 l



023-1910-000

Art. 023-1910-000

Tank of dump and stocking for 2 barrels of 180-220 l



023-1914-000

Art. 023-1914-000

Tank of dump and stocking for 4 barrels of 180-220 l



023-1915-000

Art. 023-1915-000

Tank of dump and stocking for 1 tank of 1000 l



023-1920-000

Art. 023-1920-000

Horizontal support to store 1 barrel of 180-220 l



023-1921-000

Art. 023-1921-000

Horizontal support to store 2 barrels of 180-220 l



023-1922-000

Art. 023-1922-000

Horizontal support to store 3 drums of 50-60 l



Art.	Weight (Kg)	Volume (m³)	Quantity (N°)
023-1905-000	62,900	0,270	1
023-1910-000	78,300	0,363	1
023-1914-000	119,000	0,573	1
023-1915-000	182,500	1,422	1
023-1920-000	16,000	0,145	1
023-1921-000	26,500	0,283	1
023-1922-000	26,720	0,283	1

Technical data		023-1905-000	023-1910-000	023-1914-000	023-1915-000
Stocking capacity	n°	1 barrel 180/220 l	2 barrels 180/220 l	4 barrels 180/220 l	1 cistern da 1000 l
Dimensions	mm	1000x850 H 300	1350x850 H 300	1350x1350 H 300	1350x1350 H 300

Technical data		023-1920-000	023-1921-000	023-1922-000
Stocking capacity	n°	1 barrel 180/220 l	2 barrels 180/220 l	3 drums 50/60 l
Dimensions	mm	600x600 H 380	1180x600 H 380	1180x600 H 380

This steel tank is suitable for the storage of metal drums of lubricants and simply transportable with fork truck or trans pallet. The tank is produced with strong metal, reinforced with frames in shapes, the grates are galvanized. According to the new rules, the stocking of lubricant drums in the industrial environment and in repair shops must have a tank to collect the accidental overflowing, avoiding the dispersion in the environment. It's important to put the tank on plain surfaces, protected by the rain. If the storing of different substances is required, these ones shall be reciprocally compatible.

Art. 023-1925-000

Tank of dump complete with supporting structure for 1 position

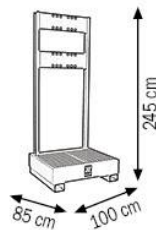
Composed by:

Art.023-1905-S00 Tank of dump for 1 barrel 180-220 l

Art.023-1916-000 n.2 Vertical posts H. 2,20 m

Art.023-1918-000 n.2 Horizontal drill panels 770x240 mm

			
023-1925-000	92,800	0,304	2



023-1925-000

Art. 023-1930-000

Tank of dump complete with supporting structure for 2 positions

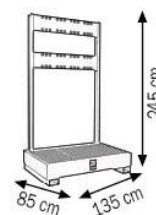
Composed by:

Art.023-1910-S00 Tank of dump for 2 barrels 180-220 l

Art.023-1916-000 n.2 Vertical posts H. 2,20 m

Art.023-1919-000 n.2 Horizontal drill panels 1110x240 mm

			
023-1930-000	112,700	0,405	2



023-1930-000

This steel tank is suitable for the storage of metal drums of lubricants and simply transportable with fork truck or trans pallet. The tank is produced with strong metal, reinforced with frames in shapes, the grates are galvanized. According to the new rules, the stocking of lubricant drums in the industrial environment and in repair shops must have a tank to collect the accidental overflowing, avoiding the dispersion in the environment. It's important to put the tank on plain surfaces, protected by the rain. If the storing of different substances is required, these ones shall be reciprocally compatible. The tank of dump with supporting structure is suitable to support the equipment for the distribution of lubricants for different uses (industrial environment or repair shops).



FIX INSTALLATIONS FOR OIL DISTRIBUTION



023-1935-000

Art. 023-1935-000

Complete installation 1 position for barrels 180-220 l

Composed by:

Art.020-1195-000 Air-operated oil pump ratio=3:1 30 l/min

Art.023-1925-000 Tank of dump complete with supporting structure

Art.070-1206-410 Hose reel with R1 1/2" F-F hose 10,0 m length

Art.906-0424-015 R1 1/2 " F-F hose 1500 mm length

Art.024-1233-C00 Oil digital dispensing nozzle

Art. 023-1937-000

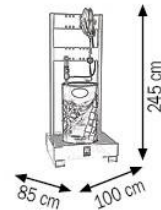
Complete installation 1 position for barrels 180-220 l

Composed like Art.023-1935-000 but with:

Art.020-1205-000 Air-operated oil pump ratio=5:1 28 l/min



023-1935-000	121,250	0,387	5
023-1937-000	121,850	0,387	5



023-1940-000

Art. 023-1940-000

Complete installation 1 position for barrels 180-220 l

Composed by:

Art.020-1188-000 Air-operated oil pump ratio=3:1 30 l/min

Art.023-1925-000 Tank of dump complete with supporting structure

Art.074-4506-410 Closed hose reel with R1 1/2" hose 10,0 m length

Art.025-1265-000 Wall fixing bracket

Art.025-1268-000 Shank Ø 42 mm 940 mm length

Art.025-1262-000 Drum connection Ø 42 mm

Art.910-0700-020 Flexible hose Ø 1" 2 m length

Art.906-0434-008 R1 1/2" F-F 90° hose 800 mm length

Art.024-1233-C00 Oil digital dispensing nozzle

Art. 023-1942-000

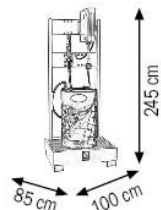
Complete installation 1 position for barrels 180-220 l

Composed like Art.023-1940-000 but with:

Art.020-1198-000 Air-operated oil pump ratio=5:1 28 l/min



023-1940-000	134,250	0,414	5
023-1942-000	134,750	0,414	5



Fix and complete positions that offer an independent working station. They allow an optimal placing in every working environment (factories and repair shops) allowing to operate in a clean and safe way and without wasting of lubricant oils for different uses.

Art. 023-1945-000

Complete installation 2 positions for barrels 180-220 l

Composed by:

- Art.020-1195-000 n.2 Air-operated oil pumps ratio=3:1 30 l/min
- Art.023-1930-000 n.1 Tank of dump complete with supporting structure
- Art.070-1206-410 n.2 Hose reels with R1 1/2" hose 10.0 m length
- Art.906-0424-015 n.2 R1 1/2" F-F hoses 1500 mm length
- Art.024-1233-C00 n.2 Oil digital dispensing nozzle

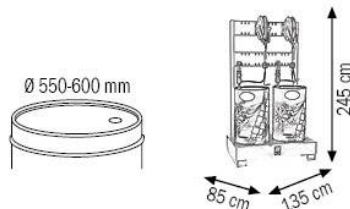
Art. 023-1947-000

Complete installation 2 positions for barrels 180-220 l

Composed like Art.023-1945-000 but with:

- Art.020-1205-000 n.2 Air-operated oil pumps ratio=5:1 28 l/min

023-1945-000	169,000	0,553	7	
023-1947-000	170,200	0,553	7	



023-1945-000

Art. 023-1950-000

Complete installation 2 positions for barrels 180-220 l

Composed by:

- Art.020-1188-000 n.2 Air-operated oil pumps ratio=3:1 30 l/min
- Art.023-1930-000 n.1 Tank of dump complete with supporting structure
- Art.074-4506-410 n.2 Closed hose reel with R1 1/2" hose 10.0 m length
- Art.025-1265-000 n.2 Wall fixing brackets
- Art.025-1268-000 n.2 Shanks Ø 42 mm 940 mm length
- Art.025-1262-000 n.2 Drums connection Ø 42 mm
- Art.910-0700-020 n.2 Flexible hoses Ø 1" 2.0 m length
- Art.906-0434-008 n.2 R1 1/2" F-F 90° hose 800 mm length
- Art.024-1233-C00 n.2 Oil digital dispensing nozzles

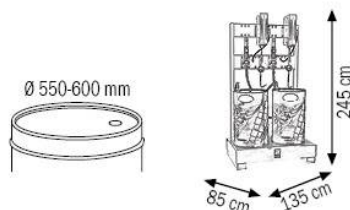
Art. 023-1952-000

Complete installation 2 positions for barrels 180-220 l

Composed like Art.023-1950-000 but with:

- Art.020-1198-000 n.2 Air-operated oil pumps ratio=5:1 28 l/min

023-1950-000	195,600	0,607	7	
023-1952-000	196,600	0,607	7	



023-1950-000

Fix and complete positions that offer an independent working station. They allow an optimal placing in every working environment (factories and repair shops) allowing to operate in a clean and safe way and without wasting of lubricant oils for different uses.



FIX CABINETS FOR SUPPORT HOSE REELS



023-1963-000

The hose reels aren't included in the cabinet

Art. 023-1963-000

Support cabinet for 4 hose reels

Composed by:

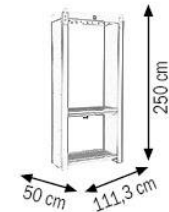
Basin with grate for picking up drops

Support with grate

Dimensions 1113X500 H.2500 mm



023-1963-000 192,000 0,930 1



023-1964-000

These structures will be supplied only and exclusively in grey colour RAL 9007

Art. 023-1964-000

Support cabinet for 6 hose reels

Composed by:

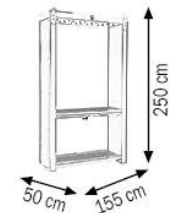
Basin with grate for picking up drops

Support with grate

Dimensions 1550X500 H.2500 mm



023-1964-000 215,000 0,930 1



Fixed cabinets that offer an independent working station. They allow an optimal placing in every working environment (factories and repair shops) allowing to operate in a clean and safe way and without wasting of lubricant oils for different uses.

This fixed cabinets can be connected to a centralized distribution system and became individual working station.

FRAME CABINET FOR OIL DISTRIBUTION



Art. 023-1966-000

Frame cabinet for oil distribution

Dimensions 1600X700 H 2500 mm

Composed by:

Tank of dump for 2 barrels of 180-220 L

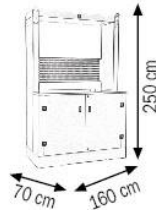
2 Doors with closure for drums

Flat of work 1600X700 mm

Panel for coupler Tools

Support cabinet for 4 hose reels

023-1966-000	316,000	1,170	2



023-1966-000

OIL DISTRIBUTION

Art. 023-1967-000

Complete installation oil distribution

2 positions for barrels of 180-220 L

Composed by:

Art.023-1966-000 N.1 Frame cabinet

Art.020-1195-000 N.2 Air-operated oil pumps ratio=3:1 30 l/min

Art.074-4506-410 N.2 Closed hose reels R1 1/2" 10 m

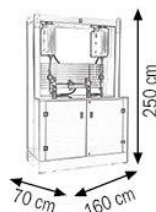
Art.906-0424-015 N.2 Hoses R1 1/2" 1.5 m length

Art.053-1537-000 N.2 Spring hose rilsan 6X8 10 m

Art.024-1233-C00 N.2 Oil digital dispensing nozzles

Art.014-1048-B00 N.1 Pressure regulator with filter, lubricator and gauge 1/2"

023-1967-000	392,000	2,970	7



023-1967-000

Frame cabinet for oil distribution able to provide an autonomous operating station.

Allow an optimal placing in every working environment (factories, garages and repair shops).

Allowing clean and safe supply without wasting of lubricant oils for different uses.

The base is composed by a tank of dump and stocking for 2 drums of 180-220 L as the new regulations upon.

The cabinet is pre-arranged for max 4 hose reels and have a worktop of 1600X700 mm.



FRONT-END SERVICE SUPPORTS



Art. 023-1968-001

Front-end service support for 1 hose reel

It is predisposed of universal hole that allows the application of pump, hose reels and picking up drops

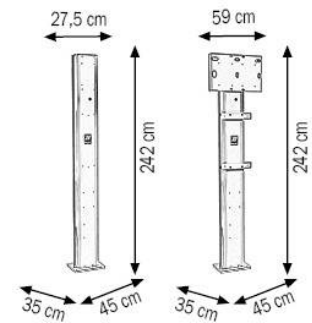
Art. 023-1968-002

Front-end service support for 2 hose reels

It is predisposed of universal hole that allows the application of hose reels and picking up drops



023-1968-001	54,000	0,290	1
023-1968-002	62,900	0,290	1



Art. 023-1968-003

Front-end service support for 3 hose reels

It is predisposed of hole that allows the application of hose reels and picking up drops



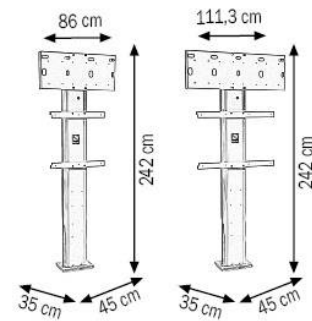
Art. 023-1968-004

Front-end service support for 4 hose reels

It is predisposed of hole that allows the application of hose reels and picking up drops



023-1968-003	66,200	0,290	1
023-1968-004	69,500	0,290	1



Fixed supports that offer an independent working station. They allow an optimal placing in every working environment (factories and repair shops) allowing to operate in a clean and safe way and without wasting of lubricant oils for different uses.

3 SIDES SERVICE SUPPORTS



Art. 023-1970-000

3 sides service support

It is predisposed of universal hole that allows the application of hose reels, pumps, picking up drops

Art. 023-1972-000

Service support for oil distribution 1 position

Composed by:

Art.023-1970-000 Service support

Art.070-1206-410 Hose reel fixed bracket with hose R1 1/2" 10,0 m length

Art.906-0424-006 Hose R1 1/2" F-F 600 mm length

Art.024-1233-C00 Oil digital dispensing nozzle

Art.024-1785-000 Picking up drops support

Art. 023-1974-000

Service support for oil distribution 2 position

Composed by:

Art.023-1970-000 n.1 Service support

Art.070-1206-410 n.2 Hose reels fixed bracket with hose R1 1/2" 10,0 m length

Art.906-0424-006 n.2 Hoses R1 1/2" F-F 600 mm length

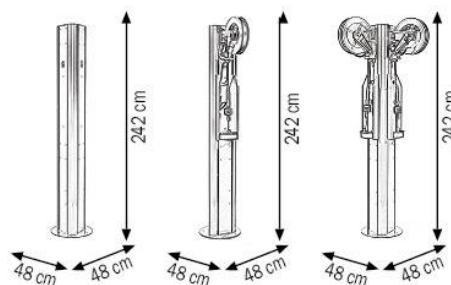
Art.024-1233-C00 n.2 Oil digital dispensing nozzles

Art.024-1785-000 n.2 Picking up drops supports



OIL DISTRIBUTION

023-1970-000	77,000	0,560	1	
023-1972-000	102,350	0,650	3	
023-1974-000	126,450	0,700	5	



Fixed supports that offer an independent working station. They allow an optimal placing in every working environment (factories and repair shops) allowing to operate in a clean and safe way and without wasting of lubricant oils for different uses.



024-1231-000

Art. 024-1231-000

Handle for oil dispensing nozzle equipped with:

Swivel joint F 1/2"

Aluminum body



024-1231-A00

Art. 024-1231-A00

Oil dispensing nozzle equipped with:

Handle with F 1/2" swivel joint

Flexible end 90°

Manual drop valve Ø 12 mm



024-1231-B00

Art. 024-1231-B00

Oil dispensing nozzle equipped with:

Handle with F 1/2" swivel joint

Rigid end 90°

Manual drop valve Ø 12 mm



024-1231-C00

Art. 024-1231-C00

Oil dispensing nozzle equipped with:

Handle with F 1/2" swivel joint

Flexible end 90°

Automatic drop valve Ø 14 mm



024-1231-D00

Art. 024-1231-D00

Oil dispensing nozzle equipped with:

Handle with F 1/2" swivel joint

Rigid end 90°

Automatic drop valve Ø 14 mm



024-1232-000

Art. 024-1232-000

Handle for oil dispensing nozzle equipped with:

Swivel joint F 1/2"

Body in P.P. reinforced



024-1232-A00

Art. 024-1232-A00

Oil dispensing nozzle equipped with:

Handle with F 1/2" swivel joint

Flexible end 90°

Manual drop valve Ø 12 mm



024-1232-B00

Art. 024-1232-B00

Oil dispensing nozzle equipped with:

Handle with F 1/2" swivel joint

Rigid end 90°

Manual drop valve Ø 12 mm



024-1232-C00

Art. 024-1232-C00

Oil dispensing nozzle equipped with:

Handle with F 1/2" swivel joint

Flexible end 90°

Automatic drop valve Ø 14 mm



024-1232-D00

Art. 024-1232-D00

Oil dispensing nozzle equipped with:

Handle with F 1/2" swivel joint

Rigid end 90°

Automatic drop valve Ø 14 mm



024-1232-G00

Art. 024-1232-G00

Oil dispensing nozzle equipped with:

Handle with F 3/8" swivel joint

Rigid end 30°

Automatic drop valve Ø 14 mm

NOZZLES FOR MEASURING AND DISPENSING OF OIL AND SIMILAR



Art. 024-1233-A00

Oil digital dispensing nozzle equipped with:
 Oil digital flow meter (Art.024-1234-000)
 Rubber protection
 Handle with F 1/2" swivel joint
 Flexible end 90°
 Manual drop valve Ø 12 mm



024-1233-A00

Art. 024-1233-B00

Oil digital dispensing nozzle equipped with:
 Oil digital flow meter (Art.024-1234-000)
 Rubber protection
 Handle with F 1/2" swivel joint
 Rigid end 90°
 Manual drop valve Ø 12 mm



024-1233-B00

Art. 024-1233-C00

Oil digital dispensing nozzle equipped with:
 Oil digital flow meter (Art.024-1234-000)
 Rubber protection
 Handle with F 1/2" swivel joint
 Flexible end 90°
 Automatic drop valve Ø 14 mm



024-1233-C00

Art. 024-1233-D00

Oil digital dispensing nozzle equipped with:
 Oil digital flow meter (Art.024-1234-000)
 Rubber protection
 Handle with F 1/2" swivel joint
 Rigid end 90°
 Automatic drop valve Ø 14 mm



024-1233-D00

Art. 024-1234-000

Oil digital flow meter
 It is equipped with two displays, one for partial measures (resettable) and one for total measures (not resettable) of the dispensed fluid



024-1234-000

Technical Data	023-1234-000
Inlet/outlet connection	F 1/2" G
Pressure min/max	0,35 - 70 bar
Flow min/max	1 - 35 l/min
Temperature	-10 C° + 50 C°
Accuracy	+/- 0,5%
Lithium battery	2 x 1,5 V



RECALIBRATING NOZZLES FOR MEASURING AND DISPENSING OIL AND SIMILAR



024-1243-A00

Art. 024-1243-A00

RECALIBRATING oil digital nozzle equipped with:
Oil digital flow meter (Art.024-1246-000)
Rubber protection
Handle with F 1/2" swivel joint
Flexible end 90°
Manual drop valve Ø 12 mm



024-1243-B00

Art. 024-1243-B00

RECALIBRATING oil digital nozzle equipped with:
Oil digital flow meter (Art.024-1246-000)
Rubber protection
Handle with F 1/2" swivel joint
Rigid end 90°
Manual drop valve Ø 12 mm



024-1243-C00

Art. 024-1243-C00

RECALIBRATING oil digital nozzle equipped with:
Oil digital flow meter (Art.024-1246-000)
Rubber protection
Handle with F 1/2" swivel joint
Flexible end 90°
Automatic drop valve Ø 14 mm



024-1243-D00

Art. 024-1243-D00

RECALIBRATING oil digital nozzle equipped with:
Oil digital flow meter (Art.024-1246-000)
Rubber protection
Handle with F 1/2" swivel joint
Rigid end 90°
Automatic drop valve Ø 14 mm



024-1246-000

Art. 024-1246-000

RECALIBRATING oil digital flow meter
It is equipped with two displays, one for partial measures (resettable) and one for total measures (not-resettable) of the dispensed fluid

Technical Data	024-1246-000
Inlet/outlet connection	F 1/2" G
Pressure min/max	0,35 - 70 bar
Flow min/max	1 - 35 l/min
Temperature	-10 C° + 50 C°
Accuracy	+/- 0,5%
Lithium battery	1 x 3 V

NOZZLES FOR MEASURING AND DISPENSING OF OIL AND SIMILAR HIGH DELIVERY



Art. 024-1235-000

Oil nozzle high delivery equipped with:
Handle with F 1" swivel joint
Aluminum body
Rigid end
Manual drop valve high delivery



024-1235-000

Art. 024-1235-A00

Oil digital nozzle high delivery equipped with:
Oil digital flow meter (Art.024-1236-000)
Rubber protection
Handle with F 1" swivel joint
Flexible end
Manual drop valve high delivery



024-1235-A00

Art. 024-1235-B00

Oil digital nozzle high delivery equipped with:
Oil digital flow meter (Art.024-1236-000)
Rubber protection
Handle with F 1" swivel joint
Rigid end
Manual drop valve high delivery



024-1235-B00

Art. 024-1235-E00

Oil digital nozzle high delivery equipped with:
Oil digital flow meter (Art.024-1236-000)
Rubber protection
Handle with F 1" swivel joint
Rigid end



024-1235-E00

Art. 024-1236-000

Oil digital flow meter high delivery
It is equipped with two displays, one for partial measures (resettable) to 5 digits and one for total measures (not resettable) to 8 digits of the dispensed fluid



024-1236-000

Technical Data	024-1236-000
Inlet/outlet connection	F 3/4" G
Pressure min/max	1 - 70 bar
Flow min/max	6 - 60 l/min
Temperature	-10 C° + 70 C°
Accuracy	+/- 0,5%
Lithium battery	2 x 1,5 V

The nozzle is equipped with a balanced valve that reduces trigger pressure and can be integrated with different ends to suit specific requirements. Electronic meter with oval gears for flow controlling and measuring of medium and high viscosity fluids. The oval gear measuring system provides extremely precise delivery together with low pressure loss.



OIL DISPENSING DIGITAL NOZZLES WITH PRE-SELECTION



024-1247-A00

Art. 024-1247-A00

Oil digital nozzle with PRESELECTION equipped with:
Oil digital flow meter with pre-selection delivery
Handle with F 1/2" swivel joint
Flexible end 90°
Manual drop valve Ø 12 mm



024-1247-B00

Art. 024-1247-B00

Oil digital nozzle with PRESELECTION equipped with:
Oil digital flow meter with pre-selection delivery
Handle with F 1/2" swivel joint
Rigid end 90°
Manual drop valve Ø 12 mm



024-1247-C00

Art. 024-1247-C00

Oil digital nozzle with PRESELECTION equipped with:
Oil digital flow meter with pre-selection delivery
Handle with F 1/2" swivel joint
Flexible end 90°
Automatic drop valve Ø 14 mm



024-1247-D00

Art. 024-1247-D00

Oil digital nozzle with PRESELECTION equipped with:
Oil digital flow meter with pre-selection delivery
Handle with F 1/2" swivel joint
Rigid end 90°
Automatic drop valve Ø 14 mm



024-1247-P00

Art. 024-1247-P00

Oil digital nozzle with PRESELECTION equipped with:
Oil digital flow meter with pre-selection delivery
Handle with F 1/2" swivel joint
Flexible end
Automatic drop valve Ø 14 mm

Technical Data	024-1247-A/B/C/D00	024-1247-P00
Inlet/outlet connection	F 1/2" G	F 1/2" G
Pressure min/max	0,35 - 70 bar	0,35 - 70 bar
Flow min/max	1 - 35 l/min	1 - 30 l/min
Temperature	-10 C° + 50 C°	-10 C° + 50 C°
Accuracy	+/- 0,5%	+/- 0,5%
Lithium battery	4 x 1,5 V	4 x 1,5 V

Oil dispensing gun with PRE-SELECTED or manual delivery. The user can calibrate it according to the different units of measurement (litres, gallons, pints). It is provided calibrated in litres, but it can be easily calibrated by the user.

MECHANICAL NOZZLE FOR MEASURING AND DISPENSING OF OIL AND SIMILAR



Art. 024-1249-A00

Oil mechanical nozzle equipped with:
 Oil mechanic flow meter (Art.024-1249-000)
 Handle with F 1/2" swivel joint
 Flexible end 90°
 Manual drop valve Ø 12 mm



024-1249-A00

Art. 024-1249-B00

Oil mechanical nozzle equipped with:
 Oil mechanic flow meter (Art.024-1249-000)
 Handle with F 1/2" swivel joint
 Rigid end 90°
 Manual drop valve Ø 12 mm



024-1249-B00

Art. 024-1249-C00

Oil mechanical nozzle equipped with:
 Oil mechanic flow meter (Art.024-1249-000)
 Handle with F 1/2" swivel joint
 Flexible end 90°
 Automatic drop valve Ø 14 mm



024-1249-C00

Art. 024-1249-D00

Oil mechanical nozzle equipped with:
 Oil mechanic flow meter (Art.024-1249-000)
 Handle with F 1/2" swivel joint
 Rigid end 90°
 Automatic drop valve Ø 14 mm



024-1249-D00

Art. 024-1249-000

Oil mechanical flow meter
 It is equipped 3 figures + 1 decimal.
 Display 6 figures resettable



024-1249-000

OIL DISTRIBUTION

Technical Data	024-1249-000
Inlet/outlet connection	F 1/2" G
Pressure min/max	0,35 - 70 bar
Flow min/max	1 - 30 l/min
Accuracy	+/- 0,1%



NOZZLE FOR DISPENSING OF ANTI-FREEZE AND WINDSCREEN LIQUID



024-1232-H00

Art. 024-1232-H00

Water and anti-freeze dispensing nozzle equipped with:
Handle with F 3/8" swivel joint
Rigid end 30°



024-1237-000

Art. 024-1237-000

Anti-freeze dispensing nozzle equipped with:
Handle with F 1/2" swivel joint
Flexible end 90°
Manual drop valve Ø 12 mm



024-1237-V00

Art. 024-1237-V00

Windscreen dispensing nozzle equipped with:
Handle with F 1/2" swivel joint
Rigid end 30° stainless steel



024-1237-A00

Art. 024-1237-A00

Anti-freeze digital dispensing nozzle equipped with:
Digital flow meter (Art.024-1238-000)
Rubber protection
Handle with F 1/2" swivel joint
Flexible end 90°
Manual drop valve Ø 12 mm



024-1237-W00

Art. 024-1237-W00

Windscreen digital dispensing nozzle equipped with:
Digital flow meter (Art.024-1238-000)
Rubber protection
Handle with F 1/2" swivel joint
Rigid end 30° stainless steel



024-1238-000

Art. 024-1238-000

Digital flow meter for anti-freeze and windscreen liquid
It is equipped with two displays, one for partial measures (resettable) and one for total measures (not resettable) of the dispensed fluid

Technical Data	024-1238-000
Inlet/outlet connection	F 1/2" G
Pressure min/max	0,35 - 70 bar
Flow min/max	1 - 35 l/min
Temperature	-10 C° + 50 C°
Accuracy	+/- 0,5%
Lithium battery	2 x 1,5 V

DIGITAL FLOW METER FOR MEASURING AND DISPENSING OF OIL AND SIMILAR



Art. 024-1234-000

Oil digital flow meter

Delivery max 35 l/min

It is equipped with two displays, one for partial measures (resettable) and one for total measures (not resettable) of the dispensed fluid



024-1234-000

Art. 024-1238-000

Digital flow meter for anti-freeze and windscreen liquid

Delivery max 35 l/min

It is equipped with two displays, one for partial measures (resettable) and one for total measures (not resettable) of the dispensed fluid



024-1238-000

Art. 024-1246-000

RECALIBRATING oil digital flow meter

Delivery max 35 l/min

It is equipped with two displays, one for partial measures (resettable) and one for total measures (not-resettable) of the dispensed fluid



024-1246-000

Art. 024-1251-000

Oil digital flow meter high delivery

Delivery max 60 l/min

It is equipped with two displays, one for partial measures (resettable) to 5 digits and one for total measures (not resettable) to 8 digits of the dispensed fluid



024-1251-000

Art. 024-1252-000

Oil digital flow meter high delivery

Delivery max 150 l/min

It is equipped with two displays, one for partial measures (resettable) to 5 digits and one for total measures (not resettable) to 8 digits of the dispensed fluid



024-1252-000

Technical Data	024-1234-000	024-1238-000	024-1246-000	024-1251-000	024-1252-000
Inlet/outlet connection	F 1/2" G	F 1/2" G	F 1/2" G	F 3/4"-1"	1" 1/2"
Pressure min/max	0,35 - 70 bar	0,35 - 70 bar	0,35 - 70 bar	1 - 70 bar	1 - 20 bar
Flow min/max	1 - 35 l/m	1 - 35 l/m	1 - 35 l/m	6 - 60 l/m	15 - 150 l/m
Temperature	-10° + 70° C	-10° + 70° C	-10° + 50° C	-10° + 70° C	-10° + 70° C
Accuracy	+/- 0,5%	+/- 0,5%	+/- 0,5%	+/- 0,5%	+/- 0,5%
Lithium battery	2 x 1,5 V	2 x 1,5 V	1 x 3 V	2 x 1,5 V	2 x 1,5 V

The digital flow meters allow to show correctly the push-button delivery, equipped with two displays, one for partial measures resettable and one for total measures not resettable that underline the dispensed fluid. Suitable for different type of oils, low, medium or high viscosity.



024-1255-A00



024-1255-B00



024-1255-C00



024-1255-D00



024-1255-G00



024-1255-H00



024-1257-000



024-1257-G00



024-1258-000



024-1259-000



024-1785-000

Art. 024-1255-A00

Flexible end 90°
Manual drop valve Ø 12 mm

Art. 024-1255-B00

Rigid end 90°
Manual drop valve Ø 12 mm

Art. 024-1255-C00

Flexible end 90°
Automatic drop valve Ø 14 mm

Art. 024-1255-D00

Rigid end 90°
Automatic drop valve Ø 14 mm

Art. 024-1255-G00

Flexible end high delivery
Manual drop valve Ø 18 mm

Art. 024-1255-H00

Rigid end high delivery
Manual drop valve Ø 18 mm

Art. 024-1257-000

Manual drop valve Ø 12 mm
with F 1/4" G inlet connection

Art. 024-1257-G00

Manual drop valve Ø 18 mm
with F 1/2" G inlet connection high delivery

Art. 024-1258-000

Automatic drop valve Ø 14 mm
with F 1/4" G inlet connection

Art. 024-1259-004

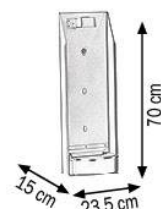
M-F 1/2" G swiveling joint
Furnished with filter

Art. 024-1259-005

M-F 3/4" G swiveling joint

Art. 024-1785-000

Support for picking up drops for oil nozzle
Equipped with:
Hook for stop oil nozzle
Removable basin picking up drops



Art. 025-1260-000

Threaded ring Ø 30 mm for pumps fastening
It connects to either the original
drum or fixing bracket (Art.025-1265-000)



025-1260-000

Art. 025-1262-000

Threaded ring Ø 42 mm for pumps fastening
It connects to either the original
drum or fixing bracket (Art.025-1265-000)



025-1262-000

Art. 025-1264-000

Threaded ring Ø 50 mm for pumps fastening
It connects to either the original
drum or fixing bracket (Art.025-1265-000)



025-1264-000

Art. 025-1265-000

Painted steel wall fixing bracket
For wall fixing pump Mod.500-600-800



025-1265-000

Art. 025-1265-010

Painted steel wall fixing bracket
With rubber anti-vibration spacer
For wall fixing industrial pump flanged and break



025-1265-010

Art. 025-1266-000

Wall fixing bracket
for diaphragm pumps



025-1266-000

Art. 025-1267-000

Fixing tank bracket
for pump-hose reel



025-1267-000

Art. 025-1267-B00

Fixing tank bracket set
for picking up drops on the cistern



025-1267-B00



025-1268-094

Art. 025-1268-094

Shank for wall-fixing pumps

Composed by:

Ø 42 mm hose 940 mm length

Ø 25 mm hose adaptor

Foot valve with filter

Art. 025-1268-125

Shank for wall-fixing pumps

Composed by:

Ø 42 mm hose 1250 mm length

Ø 25 mm hose adaptor

Foot valve with filter



025-1269-094

Art. 025-1269-094

STAINLESS STEEL shank hose for wall-fixing pumps

Composed by:

Ø 42 mm STAINLESS STEEL hose 940 mm length

Ø 25 mm stainless steel hose adaptor

Foot valve with filter

Art. 025-1269-125

STAINLESS STEEL shank hose for wall-fixing pumps

Composed by:

Ø 42 mm STAINLESS STEEL hose 1250 mm length

Ø 25 mm stainless steel hose adaptor

Foot valve with filter



025-1270-094

Art. 025-1270-094

Shank hose for wall-fixing pumps set

Composed by:

Art.025-1268-094 Ø 42 mm hose 940 mm length

Art.025-1262-000 Threaded ring for pumps fastening Ø 42 mm

Art.910-0600-020 Flex hose Ø 25 2.0 m length

Art. 025-1270-125

Shank hose for wall-fixing pumps set

Composed by:

Art.025-1268-094 Ø 42 mm hose 1250 mm length

Art.025-1262-000 Threaded ring for pumps fastening Ø 42 mm

Art.910-0600-020 Flex hose Ø 25 2.0 m length



025-1271-094

Art. 025-1271-094

STAINLESS STEEL shank hose for wall-fixing pumps set

Composed by:

Art.025-1269-094 Ø 42 mm STAINLESS STEEL hose 940 mm length

Art.025-1262-000 Threaded ring for pumps fastening Ø 42 mm

Art.911-0600-020 Flex blue hose Ø 25 2.0 m length

Art. 025-1271-125

STAINLESS STEEL shank hose for wall-fixing pumps set

Composed by:

Art.025-1269-094 Ø 42 mm STAINLESS STEEL hose 1250 mm length

Art.025-1262-000 Threaded ring for pumps fastening Ø 42 mm

Art.911-0600-020 Flex blue hose Ø 25 2.0 m length

Art. 025-1272-000

First connection 1" G - M40X1,25
It connects the pump to the modular extensions



025-1272-000



025-1274-000

Art. 025-1274-000

Connection
Allow the connection between the modular extensions

Art. 025-1275-025

Ø 42 mm 250 mm length extension

Art. 025-1275-050

Ø 42 mm 500 mm length extension

Art. 025-1275-092

Ø 42 mm 912 mm length extension

Art. 025-1275-122

Ø 42 mm 1212 mm length extension



025-1275-025/050/092/122

Art. 025-1276-000

Oil shank end with filter Ø 42 mm



025-1276-000



025-1277-000

Art. 025-1277-000

Shank valve with air aspiration block
Thread 1" F to connect to the modular extensions

Art. F96-0900-424

Control valve overpressure system
Calibration 5-50 bar F-F 1/2"



F96-0900-424



F96-0900-525

Art. F96-0900-525

Control valve overpressure system
Calibration 5-50 bar F-F 3/4"

Art. F94-0600-626

Brass connection 90° F-F 1"



F94-0600-626



F94-1600-626

Art. F94-1600-626

STAINLESS STEEL connection 90° F-F 1"

Art. F94-0540-625

Brass connection fixed rubber M1" Ø 25 mm



F94-0540-625



F94-1540-625

Art. F94-1540-625

STAINLESS STEEL connection fixed rubber M1" Ø 25 mm



F96-0500-004



F96-0502-004



F96-0500-005



F96-0502-005



F96-0100-404



F96-0100-403



910-0600-020



911-0600-020



Art. F96-0500-004

Quick disconnect coupling female 1/2"
Interchangeability according to ISO 7241-A

Art. F96-0502-004

Quick disconnect coupling male 1/2"
Interchangeability according to ISO 7241-A

Art. F96-0500-005

Quick disconnect coupling female 3/4"
Interchangeability according to ISO 7241-A

Art. F96-0502-005

Quick disconnect coupling male 3/4"
Interchangeability according to ISO 7241-A

Art. F96-0100-404

Galvanized steel nipple M1/2"G x M1/2"G

Art. F96-0100-505

Galvanized steel nipple M3/4"G x M3/4"G

Art. F96-0100-606

Galvanized steel nipple M1"G x M1"G

Art. F96-0100-403

Galvanized steel nipple of reduction M1/2"G x M3/8"G

Art. F96-0100-504

Galvanized steel nipple of reduction M3/4"G x M1/2"G

Art. F96-0100-604

Galvanized steel nipple of reduction M1"G x M1/2"G

Art. F96-0100-605

Galvanized steel nipple of reduction M1"G x M3/4"G

Art. 910-0600-020

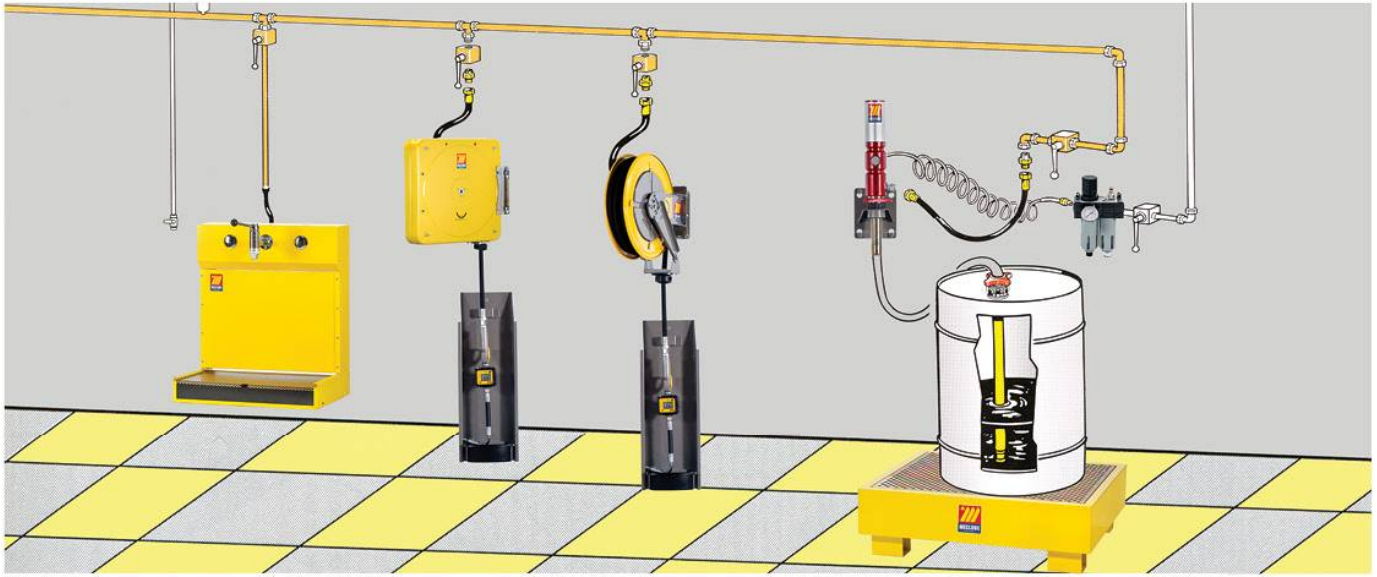
Flexible shank hose 1" Ø 25 mm 2 m length
In black rubber spiral carbur 10 bar sleeve
For wall-fixing pumps

Art. 911-0600-020

Flexible shank hose 1" Ø 25 mm 2 m length
In blue rubber spiral 10 bar sleeve
For wall-fixing pumps with STAINLESS STEEL shank

Connection flexible hoses

Article	Characteristics	Pressure	Burst	Length
906-0424-015	R1 1/2" F - F	W.P.160 bar	640 bar	1,5 m
906-0424-020	R1 1/2" F - F	W.P.160 bar	640 bar	2,0 m
906-0404-030	R1 1/2" M - F	W.P.160 bar	640 bar	3,0 m
906-0404-040	R1 1/2" M - F	W.P.160 bar	640 bar	4,0 m
906-0404-050	R1 1/2" M - F	W.P.160 bar	640 bar	5,0 m
906-0404-060	R1 1/2" M - F	W.P.160 bar	640 bar	6,0 m
906-0404-075	R1 1/2" M - F	W.P.160 bar	640 bar	7,5 m
906-0404-080	R1 1/2" M - F	W.P.160 bar	640 bar	8,0 m
906-0404-100	R1 1/2" M - F	W.P.160 bar	640 bar	10,0 m
906-0525-010	R1 3/4" F - F	W.P.105 bar	420 bar	1,0 m
906-0525-020	R1 3/4" F - F	W.P.105 bar	420 bar	2,0 m
906-0505-030	R1 3/4" M - F	W.P.105 bar	420 bar	3,0 m
906-0626-010	R1 1" F-F	W.P.88 bar	352 bar	1,0 m
906-0626-020	R1 1" F-F	W.P.88 bar	352 bar	2,0 m
906-0606-030	R1 1" M-F	W.P.88 bar	352 bar	3,0 m



In the installation plants for fluids distribution the choice of the hoses is not the only important thing. It's necessary to: connect the ball valve at the beginning of each line, in each deviation or delivery point (e.g. before the connection of the hose reels). Apply a bleed air system in the higher point of the line. Apply a filter at the beginning of the air line that feed the pump. It's necessary to pay attention on the choice of connections, shunting, curves and everything that can cause a narrowing, not to damage the working efficiency of the whole plant. Every line for the distribution of oil and similar and anti-freeze liquid should have hoses (in stainless steel, in rubber...) for high pressure at 60 bar, smooth, without welding and with connections that must have an inside diameter bigger than the hose in order to avoid contractions.

LEADING OIL LINE

Hoses dimension

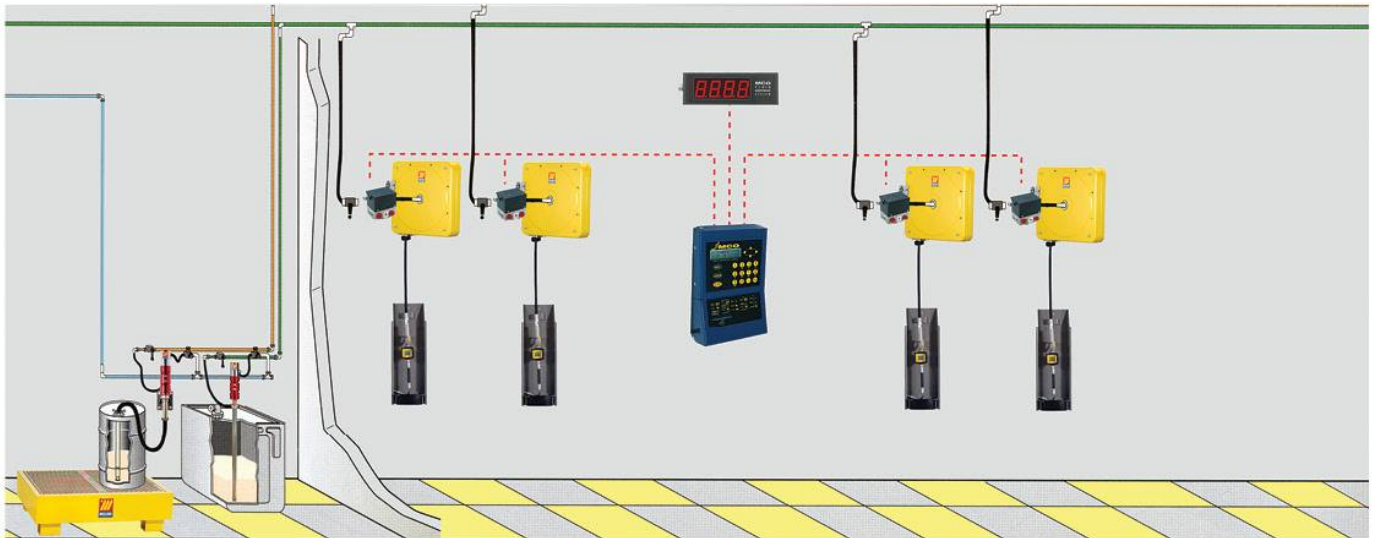
3/4" Ø inside 19 mm

1" Ø inside 25 mm

1.1/4" Ø inside 30 mm

FALL

3/4" Ø inside 19 mm



Art. 026-1980-000

Oil management system JMCO
The system control has 4 different distributing points with 4 different products



026-1980-000

Art. 026-1993-000

Pulser set GPV bivalve
The valves enable the preselected dispense quantity to switch off at the precise moment
Inlet-outlet connection G 1/2" FF



026-1993-000

Art. 026-1995-000

Pulser set GPVS monovalve
The valve enable the preselected dispense quantity to switch off at the precise moment
Inlet-outlet connection G 1/2" FF



026-1996-000

Art. 026-1996-000

Group pulser GPVS windscreen
The valve enable the preselected dispense quantity of anti-freeze and windscreen liquid to switch off at the precise moment
Inlet-outlet connection G 1/2" FF



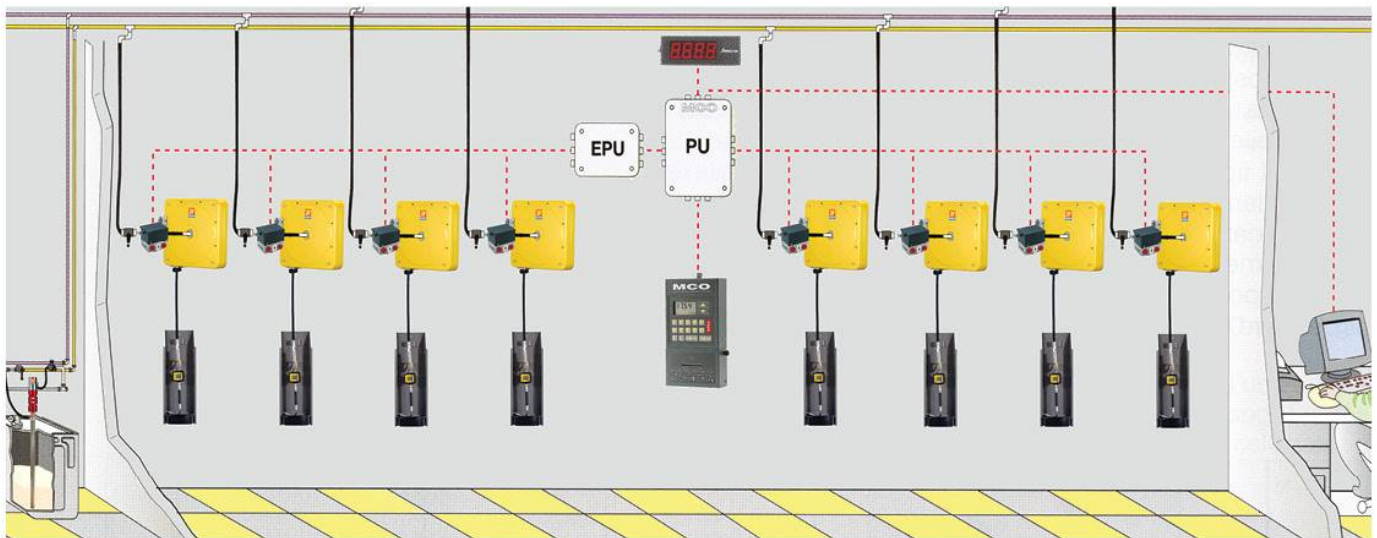
026-1998-000

Art. 026-1998-000

Lightning remote display LD
Permits to visual the dispense quantity, with precision, also at distance

The oil management system is designed to control and manage lubricants and other fluids to obtain supply liquids with a tolerance +/- 0,5%. The control unit JMCO can manage until to 4 dispensing points with 4 different products. Permits to dispense in pre-selection and to manage the quantity on the tanks.

ELECTRONIC MANAGEMENT SYSTEMS UNTIL TO 384 DISPENSING POINTS



OIL DISTRIBUTION

Art. 026-1983-000

Oil management MCO with POWER UNIT PU
 Each system control until to 12 hose reels as system Stand Alone
 Can be connected to network and PC until to 32 systems
 Equipped with a printer and a display

Art. 026-1984-000

Oil management MCO with POWER UNIT PU
 Without ticket issue

Art. 026-1992-000

Expansion unit EPU
 Permits to control 4 further hose reels
 Max 2 EPU per system MCO

Art. 026-1993-000

Pulser set GPV bivalve
 The valves enable the preselected dispense quantity to switch off at the precise moment
 Inlet-outlet connection G 1/2" FF

Art. 026-1995-000

Pulser set GPVS monovalve
 The valves enable the preselected dispense quantity to switch off at the precise moment
 Inlet-outlet connection G 1/2" FF

Art. 026-1996-000

Pulser set GPVS windscreen
 The valve enable the preselected dispense quantity of anti-freeze and windscreen liquid to switch off at the precise moment
 Inlet-outlet connection G 1/2" FF

Art. 026-1998-000

Lightning remote display LD
 Permits to visual the dispense quantity, with precision, also at distance

Art. 026-1999-000

Kit personal computer
 It contains the software MCO for the management of the dispense from PC

The oil management system is designed to control and manage lubricants and other fluids to obtain supply liquids with a tolerance +/- 0,5%. Each system MCO control until to 12 hose reels as system Stand Alone or as interface system PC, can be connected to network and PC until to 32 systems. The software MCO is easy because it is develop in environmental Windows, permits to select the language between the most available. Permits to dispense in pre-selection and to manage the quantity on the tanks.



026-1983-000



026-1984-000



026-1992-000



026-1993-000



026-1996-000



026-1998-000



026-1999-000



026-2002-000

Art. 026-2002-000

Level indicator OCIO

Management continue system of the level in the tank



026-2004-000

Art. 026-2004-000

Control unit with direct connection PC

For the remote management of the liquid in the tank



026-2006-000

Art. 026-2006-000

Hose with end for the survey of the quantity of oil low-high viscosity



026-2009-001

Art. 026-2009-001

Interface and software for the connection with 1 level indicator



026-2009-004

Art. 026-2009-004

Interface and software for the connection with 4 level indicator

Art. 026-2009-008

Interface and software for the connection with 8 level indicator

Art. 026-2009-012

Interface and software for the connection with 12 level indicator

The management continue system of the level in the tank, find the static management generated from the height of the liquid with a hose inside the tank and visual the level of the liquid or the volume.

On the basis of the preselected alarm level the control unit work as switch for the operated of alarm device or of feed block to the connected equipment. Max height 4m, probe 10 m length.

Art. 027-1305-000

24 l pneumatic oil dispenser

Equipped with:




Tank capacity 24 l (with level indicator)

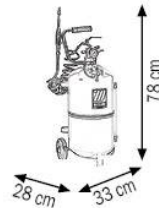
Delivery hose: spring PU 3 m length

Oil dispensing nozzle with flexible

Drop valve Ø 12 mm

Filling drum funnel

			
027-1305-000	11,920	0,074	1



027-1305-000

Art. 027-1307-000

24 l pneumatic oil dispenser stainless steel

Equipped with:

Tank capacity 24 l (with level indicator)

Delivery hose: spring PU 3 m length

Oil dispensing nozzle with flexible

Drop valve Ø 12 mm

Filling drum funnel

			
027-1307-000	11,900	0,074	1



027-1307-000

Art. 027-1310-000

50 l pneumatic oil dispenser

Equipped with:





Tank capacity 50 l (with level indicator)

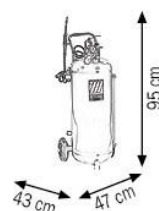
Delivery hose: spring PU 3 m length

Oil dispensing nozzle with flexible

Drop valve Ø 12 mm

Filling drum funnel

			
027-1310-000	24,540	0,152	1



027-1310-000

Advised for the filling and maintenance of oil. The tank has to be filled for 4/5 of its capacity and when air is put inside at 6-8 bar it works automatically without any continuous link to compressed air.



PNEUMATIC OIL DISPENSERS WITH DIGITAL NOZZLE



027-1306-000

Art. 027-1306-000

24 l pneumatic oil dispenser

Equipped with:

Tank capacity 24 l (with level indicator)

Delivery hose: Ø 12 mm spring PU hose 3 m length

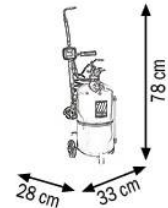
Digital nozzle (Art.024-1233-A00)

With flexible end drop valve

Filling drum funnel



027-1306-000 13,000 0,074 1



027-1308-000

Art. 027-1308-000

24 l pneumatic oil dispenser stainless steel

Equipped with:

Tank capacity 24 l (with level indicator)

Delivery hose: Ø 12 mm spring PU hose 3 m length

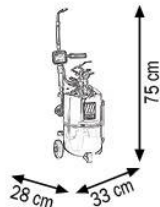
Digital nozzle (Art.024-1233-A00)

With flexible end drop valve

Filling drum funnel



027-1308-000 13,000 0,074 1



027-1312-000

Art. 027-1312-000

50 l pneumatic oil dispenser

Equipped with:

Tank capacity 50 l (with level indicator)

Delivery hose: Ø 12 mm spring PU hose 3 m length

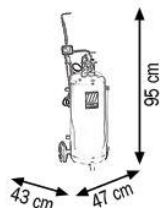
Digital nozzle (Art.024-1233-A00)

With flexible end drop valve Ø 12 mm

Filling drum funnel



027-1312-000 25,620 0,152 1



Advised for the filling and maintenance of oil. The tank has to be filled for 4/5 of its capacity and when air is put inside at 6-8 bar it works automatically without any continuous link to compressed air.

Art. 027-1314-000

65 l pneumatic oil dispenser

Composed by:

Tank capacity 65 l (with level indicator)

Art.024-1232-C00 Oil dispensing nozzle with flexible hose and drop valve

Art.906-0404-030 Delivery hose 3 m length





Art.020-1190-000 Oil pump ratio=3:1 30 l/min

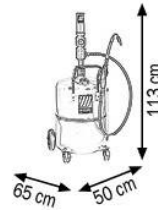
Art. 027-1315-000

65 l pneumatic oil dispenser

Composed like Art.027-1314-000 but with:

Art.020-1200-000 Oil pump ratio=5:1 28 l/min

				
027-1314-000	30,300	0,210	2	
027-1315-000	30,550	0,210	2	



027-1314-000

Art. 027-1316-000

65 l pneumatic oil dispenser with digital nozzle

Composed by:

Tank capacity 65 l (with level indicator)

Art.024-1233-C00 Oil dispensing nozzle with flexible hose and drop valve

Art.906-0404-030 Delivery hose 3 m length





Art.020-1190-000 Oil pump ratio=3:1 30 l/min

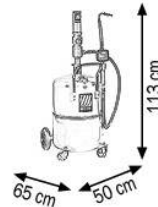
Art.027-1317-000

65 l pneumatic oil dispenser with digital nozzle

Composed like Art.027-1316-000 but with:

Art.020-1200-000 Oil pump ratio=5:1 28 l/min

				
027-1316-000	31,790	0,210	2	
027-1317-000	32,050	0,210	2	



027-1316-000

Art. 027-1329-000

65 l manual oil dispenser

Composed by:

Tank capacity 65 l (with level indicator)





Oil dispensing nozzle with flexible hose and drop valve (Art.024-1232-F00)

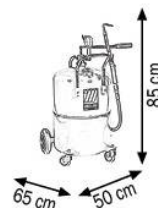
Delivery hose 2 m length

Double-acting manual oil pump

delivery quantity for each

lever action 220 gr

				
027-1329-000	25,470	0,190	1	



027-1329-000

Equipment supplied with pneumatic or manual pump, advised for the filling and maintenance of oils of every viscosity. The working pressure can swing between 3,5 - 8,5 bar obtaining a medium delivery of 13 l/min.



MANUAL OIL DISPENSERS



027-1320-000

Art. 027-1320-000

16 l manual oil dispenser

Equipped with:

Tank capacity 16 l

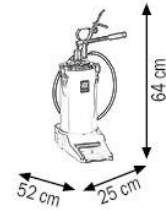
Manual pump

Delivery hose 2,0 m length

With level valve, rigid end 30°



027-1320-000 12,800 0,090 1



027-1322-000

Art. 027-1322-000

16 l wheeled manual oil dispenser

Equipped with:

Tank capacity 16 l

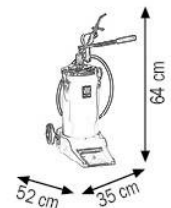
Manual pump

Delivery hose 2,0 m length

With level valve, rigid end 30°



027-1322-000 13,950 0,090 1



027-1326-000

Art. 027-1326-000

24 l manual oil dispenser

Equipped with:

Tank capacity 24 l (with level indicator)

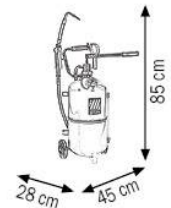
Double-acting manual pump

Oil dispensing nozzle with flexible hose and drop valve (Art.024-1232-F00)

Delivery hose 2,0 m length



027-1326-000 14,200 0,074 1



027-1328-000

Art. 027-1328-000

50 l manual oil dispenser

Equipped with:

Tank capacity 50 l (with level indicator)

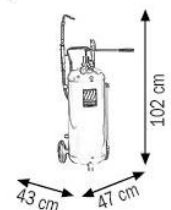
Double-acting manual pump

Oil dispensing nozzle with flexible hose and drop valve (Art.024-1232-F00)

Delivery hose 2,0 m length



027-1328-000 26,540 0,196 1



Manual oil dispensers with double-acting manual pump, suitable for high viscosity oils (SAE 15-220). They are advised for the filling or dispensing of motor oils, transmissions, differential gears, hydraulic power packs and so on.

Art. 027-1336-000

Double-acting oil pump for drums of 50-220 l

Equipped with:

Threaded ring for drum connection

Oil dispensing nozzle with flexible hose and drop valve (Art.024-1232-F00)

Delivery hose 2.0 m length

Telescopic shank

min 700 max 1000 mm length

Quantity of delivered oil for cycle 250 gr

027-1336-000	6,360	0,031	1



027-1336-000

Art. 027-1338-000

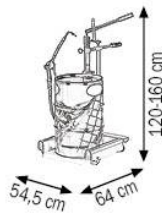
Double-acting wheeled oil pump for drums of 30-60 l

Composed by:

Art.027-1336-000 Manual pump

Art.030-1395-000 4-wheels trolley

027-1338-000	19,960	0,076	1



027-1338-000

Art. 027-1325-000

Oil and diesel fuel transfer pump

Telescopic shank for drums of 30-220 l

Delivery capacity 30 l/min

Art. 027-1325-A00

Transfer pump for anti-freeze liquid, solvents

Telescopic shank for drums of 30-220 l

Delivery capacity 30 l/min

027-1325-000	2,370	0,008	1
027-1325-A00	2,370	0,008	1



027-1325-000

Suitable for the dispensing of low and high viscosity oils (SAE 15-220); they are prearranged for the direct application to the pump tank.